

Northumbria Research Link

Citation: Gillie, Martin, Dahli, Ranim, Saunders, Fiona C and Gibson, Andrew (2017) Use of rich-media resources by engineering undergraduates. *European Journal of Engineering Education*, 42 (6). pp. 1496-1511. ISSN 0304-3797

Published by: Taylor & Francis

URL: <https://doi.org/10.1080/03043797.2017.1306488>
<<https://doi.org/10.1080/03043797.2017.1306488>>

This version was downloaded from Northumbria Research Link:
<http://nrl.northumbria.ac.uk/id/eprint/43979/>

Northumbria University has developed Northumbria Research Link (NRL) to enable users to access the University's research output. Copyright © and moral rights for items on NRL are retained by the individual author(s) and/or other copyright owners. Single copies of full items can be reproduced, displayed or performed, and given to third parties in any format or medium for personal research or study, educational, or not-for-profit purposes without prior permission or charge, provided the authors, title and full bibliographic details are given, as well as a hyperlink and/or URL to the original metadata page. The content must not be changed in any way. Full items must not be sold commercially in any format or medium without formal permission of the copyright holder. The full policy is available online: <http://nrl.northumbria.ac.uk/policies.html>

This document may differ from the final, published version of the research and has been made available online in accordance with publisher policies. To read and/or cite from the published version of the research, please visit the publisher's website (a subscription may be required.)



**Northumbria
University**
NEWCASTLE



UniversityLibrary

1
2
3
4
5
6
7
8
9
10
11
12
13
14
15
16
17
18
19
20
21
22
23
24
25
26
27
28
29
30
31
32
33
34
35
36
37
38
39
40
41
42
43
44
45
46
47
48
49
50
51
52
53
54
55

56
57
58
59
60

Use of Rich-Media Resources by Engineering Undergraduates

Words: 5954

Abstract

The ability to develop and distribute digital teaching resources in higher education has developed rapidly over the last decade but research into how students use such resources has received limited attention. This study uses questionnaire results, internet analytic data and semi-structured interviews to examine the use of three types of rich-media teaching resources – lecture podcasts, key-concept videos, and tutorial solution videos - by engineering undergraduates. It is found that students value all three types of resource, especially for revision and as a supplement to lectures. Students find short focussed resources more useful than longer ones. Non-native English speakers and those with disabilities derive particular benefits from the resources. The effect of rich-media resources on lecture attendance is found to be small, and two-way.

Introduction

In recent years the possibilities for using video and related “rich-media” resources in engineering higher education have increased dramatically. The technical possibilities (YouTube, lecture capture, etc.), distribution aspects (tablets, virtual learning environments (VLEs), mobile devices) and student expectations have all changed rapidly. Consequently, engineering education has moved from a state where using rich-media to support teaching was the exception to one where it is increasingly expected by institutions and students alike.

Despite this, research into how students use rich-media resources, how the existence of such resources affects use of other material, and how to make useful and effective resources has been limited. Moreover, the rapidly changing possibilities and expectations of students means previous findings rapidly become dated. With these points in mind, this study uses a combination of quantitative and qualitative data to address the following questions:

- To what extent and for what purposes do students use various kinds of rich-media resources?

- How does the provision of rich-media affect students’ use of other teaching methods, in particular lectures?
- How should media-rich content be produced to be most helpful for learning? Length, production techniques and links with other material are all considered.

The results provide an insight into the benefits of rich-media material within higher education; information on how students use it; and pointers to how it can be best developed, both in terms of production techniques and allocation of resources.

Context and Previous Studies

As with digital developments in other fields, the ability to provide digital media resources in higher education has arrived rapidly. For example VLEs have developed largely since the advent of the internet, and have grown in sophistication in line with general web-based developments (e.g. Mikropoulos & Natsis, 2011) yet they now form a fundamental part of most higher education delivery. The ability to provide video material in a digital and widely accessible form is even newer, with widespread adoption growing in parallel with websites such as YouTube (founded in 2005(YouTube, 2015)), and the development of platforms such as smartphones (from c2007) and tablets (from c2010). These developments have resulted in efforts to change delivery in higher education from a form dominated by “chalk and talk” style teaching to a more blended approach, incorporating media-rich possibilities. Attempts have included fully digitised education such as “MOOCS” to various levels of incorporation of rich-media in courses at traditional universities. The discussion here focusses on the latter approach, where modern digital resources are blended (e.g. Garrison & Kanuka 2004) with traditional teaching methods such as lectures and tutorials.

Rich-media materials are defined as “any pre-prepared video, audio and images (both still and animated) which are created for the purposes of teaching and learning.” <author Ref>. Previous research on rich-media materials has involved pod-casting – both audio and video (Kazlauskas &

Robinson, 2012; Van Zanten, Somogyi, & Curro, 2012; Walls et al., 2010), the use of narrated PowerPoint slides (Copley, 2007; Holbrook & Dupont, 2011; Parson, Reddy, Wood, & Senior, 2009) short video segments (Walls et al., 2010) and lecture capture (whether audio only or video plus audio) (Davis, Connolly, & Linfield, 2009; Leadbeater, Shuttleworth, Couperthwaite, & Nightingale, 2013; Parson et al., 2009; Pearce & Scutter, 2010; Rahman, 2016). In the vast majority of case studies, the rich-media materials served to supplement rather than to replace traditional face-to-face lectures – i.e. a blended learning approach, the effectiveness of which is discussed by, for example (Martínez-Caro & Campuzano-Bolarín, 2011; Sutton-Brady, Scott, Taylor, Carabetta, & Clark, 2011). Despite this, the aims of rich-media materials varied considerably (purposes have included assignment preparation, revision materials, lecture capture, and provision of class information) as indeed did student preferences for the use of materials and the final performance achieved by cohorts. A comprehensive review of the use of media rich resources in university-based higher education can be found in<author ref> This work highlighted a number of broad conclusions including a general (but not universal) agreement that rich-media material delivered learning benefits; that it had a small but significant detrimental effect on attendance at traditional lectures; and that students generally value the flexibility that rich-media are able to provide in terms of time and location of delivery. In the same publication <author ref> examined how students on a (non-technical) project management course with a large internationalised cohort used various kinds of rich media. They found benefits including a positive student reaction to core concept videos, particularly from those students with English as a second language. They also sounded a note of caution, noting that rich-media could not effectively replace face-to-face interactions.

Since 2012 the widespread adoption of tablets and smartphones among students has grown and it has become correspondingly easier to produce media-rich material. However, there has been little work looking at how these developments are best deployed in a blended learning environment. A review by Nguyen, Barten and Nguyen (2015) on the use of iPads in higher education, highlighted

that while they were generally seen as having great potential “it is not clear how best to align and integrate it [use of Ipads] within the academic programmes”. Other work by Fried (2008) and Risko, Buchanan, Medimoriec & Kingston (2013) draws attention to the ubiquity of laptops, tablets and smartphones within the live lecture environment, and their use for both learning related and more mind-wandering and less learning related activities.

Thus it is clear that rich media has become part of the landscape of higher education teaching, and that earlier studies have examined the use and adoption of certain forms of rich media in selected areas. However, there are gaps in our detailed understanding of how students use recently available devices such as smartphones and tablet computers with rich-media resources, and also how students studying technical (rather than more qualitative) subjects engage with material generally. This study aims to address these gaps in knowledge by answering the questions set out in the introduction.

Method and Approach

This study examined student use of the media-rich material provided in two, technical first year engineering modules delivered at <anon location>. The first was “Structures 1”, a module covering many of the fundamental concepts of structural mechanics, such as truss analysis and beam behaviour, that was delivered between September 2014 and January 2015. It included many threshold concepts (Meyer & Land, 2013) - fundamental concepts that are essential for progression in a subject but which are difficult for students to “get”. The second module was “Electrical Energy Supply and Circuits 1” (EESC) delivered between January and June 2015. This module also covered many fundamental threshold concepts.

Structures 1 was delivered to a cohort of 198 students, 107 of whom were studying aerospace engineering and 91 civil engineering. The EESC class size was 345, with students studying civil (91),

aerospace (107) or mechanical engineering (147). The age range of these classes was narrow with 89% aged between 18 and 22. This implies the cohort were overwhelmingly “digital natives”; those who have grown up with digital sources of information as the norm (Margaryan, Littlejohn, & Vojt, 2011; Prensky, 2001). For example, 57% of the cohort had used online educational material prior to starting their degrees. The class can thus be contrasted with those of all studies prior to c2010 where students would have become exposed to online learning only as the internet developed. A second notable feature of the cohort was its international make-up. Forty-four percent of the cohort did not have English (the language of instruction) as their native language.

The media-rich material provided for these modules consisted of (see Appendix C for samples):

1. Full lecture podcasts that were recorded automatically using a system developed at the <anon location>. The podcasts captured audio from the lecturer’s microphone and video from the lecture theatre projection system. Each podcast was made available to students shortly after the lecture was delivered via the University VLE. Both modules consisted of twenty, fifty minute lectures delivered at a rate of two a week, with all lectures being captured as podcasts.
2. Key-concept videos for Structures 1 <Author Ref>. These videos were short (4-6 minutes) and each examined one threshold concept associated with the module in a very focussed manner. They were made available via a dedicated YouTube channel that was also provided as a mashup within the module VLE. The videos were produced as full-screen whiteboard style presentations with voice-over audio.
3. Video tutorial solution videos for EESC. These were written worked tutorial solutions with voice-over audio explaining each step and were typically 10 minutes long. Each video covered one tutorial consisting of several questions and part questions. As with the key-concept videos, they were made available via a dedicated YouTube channel<Author Ref> and through the VLE.

To understand students’ use of this material and address the questions of the study, the following data sources were used

1. Data from YouTube analytics (YouTube, 2015) for the key concept videos and video tutorial solutions. This provided fine-grained data on the use of the videos including number of views, percentage watched, demographics and device used. The videos were publicly available so some data from this source will have come from YouTube users not on the modules considered in this study. However, viewer location data suggests these were a small proportion of viewers, and that many were students at other institutions. Therefore drawing conclusions from the data about how the videos are used by students on technical courses will be valid.
2. Data from Google analytics (Google, 2015) on the use of the lecture podcasts. This data was similar to the YouTube data but slightly less fine grained. As these podcasts were not publicly available, the data relates solely to students on the modules being studied.
3. Results from a written survey of students undertaken in April 2015. This survey provided self-reported statistical data on how students used the media-rich resources provided. It also allowed consistency checks with the automatically generated analytics data from sources and 1 and 2, thus increasing confidence in the results and conclusions of the study. Additionally the survey provided a free-text response for comments on the media-rich resources. The survey questions are provided in Appendix A. The return rate for the survey was 141 students or 40% of the cohort.
4. Analysis of semi-structured interviews of 20 students. These interviews provided qualitative data on how students used resources and what they found useful. to ensure objectivity. The interviews were conducted by a researcher (<author reference>) who was not involved with the delivery of the modules being studied. The students interviewed were self-selecting with an inducement of a book vouched to compensate for their time. The interviewees consisted

of 3 female students and 17 male, roughly in line with proportions of the entire class. The question structure of these interviews, which typically lasted fifty minutes, is presented in Appendix B.

5. Data from VLE usage on when students accessed media-rich resources. This data was not fine-grained or complete. However, it was the only data source that could identify individual users. It was thus possible to link student usage of media-rich material to performance. While this link was not the focus of the study, some useful data was nonetheless obtained.

Taken together these data sources provided a comprehensive set of information about student use of the media-rich resources being considered and enabled the researchers to investigate how students use rich-media resources, how the existence of such resources affects use of other material, and how to make useful and effective resources

Results

Degree of Usage

Figure 1 shows the number of views of the Structures 1 key concept videos and lecture podcasts against days from the start of the module. These usage curves are typical of all the resources made available to students – a steady usage during the module delivery period with a sharp spike immediately prior to the associated exam. This data suggests usage was heavy: there were a total of 2142 lecture podcast views and 3224 key concept video views, or an average of 27 views per student. Such raw figures do hide details. For example, on average only 30-50% of a key concept video was watched (Figure 7). The percentage for lecture podcasts is lower still, with students reporting that typically only 15 minutes was spent watching a lecture podcast implying at most 30% was watched. Themes arising from the structured interviews support the quantitative data. Students reported using media-rich material predominantly in the revision period after all lectures had been completed and they confirmed that they are highly selective about the parts of the videos

they watch. These findings and further analysis below suggest students value and use resources but in a selective and tactical manner.

Figure 1 Use of video resources against days from the start of the Structures 1 module. Cohort size=198.

Reasons for Use

Having established that media-rich resources are used and valued by students, the next set of results provides insights in to how they were used. Figure 2 shows how students reported using each type of resource. Values approaching 90% for use as revision material correlate with the spike in usage data in Figure 1 around the exam period. It is clear students find the material highly valuable for revision of technical matter, particularly close to an exam. Various reasons were given for this in interviews and text responses including a feeling of receiving a “personal experience” or “private lesson” from using key-concept videos at home; finding the short, focussed nature of key-concept videos more engaging than lecture notes; and being able to stop and start tutorial solution videos while working on a problem. There was also a widespread feeling that lecture podcasts, while welcome, were less useful than shorter videos because there were too long and it was difficult to navigate to topics of interest.

Using the material as a general supplement for lectures and lecture notes is also widespread (Figure 2), particularly so with key concept videos. In interviews students reported using key-concept videos to clarify concepts that were not grasped in lectures and welcomed the ability to have a focussed explanation that could be replayed easily.

Figure 2 Questionnaire data (n=141) on how students used the three types of media-rich resource studied.

The effect of media-rich resources on lecture attendance has received attention in previous studies and is a somewhat contentious matter. Earlier studies have found a small but consistently negative effect on lecture attendance when media-rich material is provided. <Author Ref> when reviewing

the literature, found reductions in lecture attendance of around 15% were typical. This finding is consistent with the results of the present study. Figure 2 shows that most students do use media-rich resources, particularly lecture podcasts (54%), to compensate for missed lectures. However, Figure 3 shows only 21% of students report being less likely to attend lectures as a result of media-rich resources being available, with 12% being more likely to attend. That is, while the majority students use podcasts to catch-up on missed lectures, the availability of lecture podcasts themselves has only a small and mixed effect on attendance. Lecture attendance at the modules being studied was lightly monitored and was as high (60-70%), if not higher, than other modules delivered to the same cohort where media-rich material was not provided. This is further evidence that any effect of media-rich material on lecture attendance is small overall. That some students are more likely to attend lectures and some less likely as a result of media-rich material being available, suggests that the provision of the resources allows students to approach topics using a blend of material of their choosing.

Figure 3 Questionnaire data (n=141) on the effect of media-rich resources on lecture attendance.

The data suggests there was little difference in the use of material by age, gender or subject studied. By contrast, there was a clear difference in how native and non-native English speakers used material as shown in Figure 4. Non-native speakers were significantly more likely to watch podcasts and tutorial solutions multiple times. This suggests that students who may have difficulty following rapid, technical English on first hearing (as is required in traditional lectures and often in face-to-face tutorials) are able to use media-rich resources to compensate. This was not the case with key concept videos. These do not have a direct analogue in traditional teaching and it appears they are used comparably by native and non-native speakers.

Figure 4 Questionnaire results showing the percentage of students who watched material more than once for native English speakers (n=79) and non-native speakers (n=62).

Devices Used

Recent developments in smartphones, tablets and computing generally mean that digital resources can now be accessed almost anywhere. If students are taking advantage of this freedom, it has implications for how media-rich resources should be developed because, for example, a podcast formatted for a large screen may be unusable on a small smartphone screen.

Figure 5 shows how students reported accessing the resources studied here. Because many students will use multiple devices, the percentages in this figure add up to more than 100. The breakdown of the number of views by type for Structures 1 key concept videos taken from YouTube Analytics are shown in Figure 6. Taken together these figures suggest that a wide variety of devices are used to access material but that currently desktop computers are still used most frequently. The data shows some variation between native and non-native English speakers, with tablets being more widely used by non-native speakers (46%) than native speakers (39%). Differences between genders, age and subject were insignificant.

Figure 5 Questionnaire results about the devices used to access media-rich material (n=141)

Figure 6 YouTube analytics data on the devices used to access the key-concept videos associated with the Structures 1 module (n=3224).

Viewing Behaviour

Data from YouTube analytics allowed viewing patterns of key concept videos and tutorial solution videos to be studied. Figure 7 and Figure 8 show the number of views of each segment of the videos as a percentage of initial viewers. An increase in the percentage through time indicates either that viewers skipped a section of video, or that they viewed sections more than once. The viewing patterns are very different for the two types of video. For the key concept videos there is a rapid loss of audience in the first few seconds, followed by a period of two to three minutes of gentle decline, then a further rapid loss at the end of the videos. In contrast the tutorial solution video

curves are spikey, indicating repeated viewing of certain sections, although the initial rapid loss of viewers is still present.

Figure 7 Viewer retention data from YouTube analytics for the Structures 1 key-concept videos. The average percentage viewed and subject of each video is indicated.

Figure 8 Viewer retention data from YouTube analytics for the EESC tutorial-solution videos. The average percentage viewed is indicated.

By noting the timing of events in the videos and comparing them to the viewing pattern curves, it is possible to identify what makes viewers stop viewing or skip material. The annotations in Figure 9 and Figure 10, which are typical, show this for a key concept video and a tutorial solution video. Although in all cases there was a rapid drop in viewers in the first few seconds, it was noticeable that the rate of drop-off was much higher when either the video contained a few seconds of silence or started with a voice-over without a meaningful visual aspect. This implies that paying close attention to ensuring the initial few second of media-rich resources are meaningful will help gain and keep viewers' attention.

In short videos such as these it was also apparent that viewers were expecting concise and focussed information. Short asides (Figure 9) or slightly unclear passages in a video (Figure 10) were both consistently associated with loss of viewers. The spikiness in the viewing patterns of the tutorial videos is directly linked to viewers searching for information of specific questions or sub-questions within tutorials (Figure 10). This suggests that when making shorter media-rich resources, academics should focus on communicating clearly and concisely. This point was emphasised by the interview results where a common theme was students expressing a preference for the shorter format resources over lecture podcasts, which were seen as too long and discursive to be ideal.

Figure 9 Annotation of a key-concept video timeline showing key features that affect viewers' behaviour. This plot is typical.

Figure 10 Annotation of a tutorial solution video timeline showing key features that affect viewers' behaviour. This plot is typical.

Conclusions

This study has presented a large-scale survey of student use of various media-rich teaching resources in technical undergraduate engineering modules. It is one of the first major studies to examine this topic with a cohort of digital natives who use devices such as smartphones and tablets as a matter of course. A variety of insights into student behaviour and corresponding conclusions about developing and providing media-rich resources can be made that address the three research questions highlighted in the introduction:

First, the results show that students use and value rich-media resources. They access them for a variety of purposes, most notably to supplement other forms of teaching (such as lectures) and for revision. The data on when students access material suggests that having “virtual” contact with academics at times of their choosing is a major benefit of digital material. Groups such as non-native English speakers and students with disabilities derive particular benefits from having rich-media material available. The authors conclude that providing a range of rich-media resources as part of a blended suite of learning material is worthwhile and an effective method of teaching for technical subjects.

Second, concerns in some quarters (Bos et al., 2015; Chang, 2007) that media-rich resources reduce lecture attendance appear to be both overblown and misguided. The effects on lecture attendance of media-rich material are found to be small and also two-way – some students are more inclined to attend lectures if media-rich material is available. Moreover, a switch in viewpoint from seeing lectures as the core method of teaching, and non-attendance as indicative of student lack of engagement, to seeing lectures as simply one of several channels by which students engage with course material removes concerns about reduced attendance. From this standpoint it makes no

more sense to ask whether media-rich material affects lecture attendance than to ask whether lectures affect use of media-rich material. All channels in a blended-learning module should be of use to some students but it is unlikely that all will be valued by all students at all times. Overall student engagement and performance is the relevant factor, not the level of use of any particular channel.

Third, it is clear students access media-rich material from a variety of devices and software platforms. While a large majority of views come from desktop PCs, a significant minority come from tablets and smartphones, running a variety of software. Given global trends in the use of mobile technology, it seems likely that media-rich resources will be viewed from an increasingly wide range of devices. Practitioners should be mindful of these points when developing material and should ensure that the file formats used are universally readable and that material is useful on a variety of screen sizes.

Fourth, the results suggest ways in which high quality media-rich resources can be developed. There is strong evidence (Figure 1, Figure 7, Figure 8) that students use key concept videos and tutorial solution videos to obtain or check very specific information. This type of video should therefore be kept as short and focussed as possible. Key concept videos of more than five minutes are unlikely to be effective as viewer retention rapidly reduces beyond this time. Tutorial solution type videos can be longer because students will skip to the specific questions they are interested in, however, to aid students in locating the information they require rapidly, it may be beneficial to produce a number of short solution videos rather than longer ones containing several solutions, **orto highlight where questions begin in the metadata associated with videos.**

The fact that viewers look for very specific information in media-rich material and therefore appreciate focussed, information-dense presentations, contrasts with what is expected in traditional

lectures, where asides, examples, anecdotes and context are expected and beneficial as they provide an audience with relief from constantly receiving new concepts and information. This discrepancy results in difficulties when whole lectures are packaged as podcasts; a lecture designed for face to face delivery in a lecture theatre to a seated audience is not well-suited to viewing online because the information is too diffuse. Where automated lecture capture is available, there appears to be little reason not to use it, but the full educational benefits of media-rich material are most easily obtained from shorter, purpose-made productions centred on the explanation of single, specific concepts.

We encourage others to undertake similar studies to this as rich-media and students' use of it develops further, perhaps using or adapting the material available in the appendices of this paper.

Acknowledgements

The authors acknowledge the help and advice of <anon date> services for help with obtaining data on lecture capture use. They also acknowledge the support of the <anon data> for funding this research.

References

Bos, N., Groeneveld, C., Van Bruggen, J., Brand-Gruwel, S., Bruggen, J., & Brand-Gruwel, S. (2015). The use of recorded lectures in education and the impact on lecture attendance and exam performance. *British Journal of Educational Technology*, n/a–n/a. doi:doi: 10.1111/bjet.12300

Chang, S. (2007). Academic perceptions of the use of Lectoria: A University of Melbourne example. *ICT Providing Choices for Learners and Learning Proceedings Ascilite Singapore 2007*, (2003), 135–144.

Copley, J. (2007). Audio and video podcasts of lectures for campus-based students: production and evaluation of student use. *Innovations in Education and Teaching International*, 44(4), 387–399. doi:10.1080/14703290701602805

Davis, S., Connolly, A., & Linfield, E. (2009). Lecture capture: making the most of face-to-face learning. *Engineering Education*, 4(2), 4–13.

Fried, C. B. (2008). In-class laptop use and its effects on student learning. *Computers & Education*, 50(3), 906–914. doi:http://www.stanford.edu/dept/CTL/ClassroomLaptops/wikiupload/d/d9/In-class%2Blaptop%2Buse%2Band%2Bits%2Beffects%2Bon%2Bstudent%2Blearning.pdf

- Garrison, D. R., & Kanuka, H. (2004). Blended learning: Uncovering its transformative potential in higher education. *The Internet and Higher Education*, 7(2), 95–105. doi:10.1016/j.iheduc.2004.02.001
- Google. (2015). Google Analytics - Mobile, Premium and Free Website Analytics – Google. Retrieved August 26, 2015, from <http://www.google.com/analytics/>
- Holbrook, J., & Dupont, C. (2011). Making the Decision to Provide Enhanced Podcasts to Post-Secondary Science Students. *Journal of Science Education and Technology*, 20(3), 233–245. doi:10.1007/s10956-010-9248-1
- Kazlauskas, A., & Robinson, K. (2012). Podcasts are not for everyone. *British Journal of Educational Technology*, 43(2), 321–330. doi:10.1111/j.1467-8535.2010.01164.x
- Leadbeater, W., Shuttleworth, T., Couperthwaite, J., & Nightingale, K. P. (2013). Evaluating the use and impact of lecture recording in undergraduates: Evidence for distinct approaches by different groups of students. *Computers and Education*, 61(1), 185–192. doi:10.1016/j.compedu.2012.09.011
- Margaryan, A., Littlejohn, A., & Vojt, G. (2011). Are digital natives a myth or reality? University students' use of digital technologies. *Computers & Education*, 56(2), 429–440. doi:10.1016/j.compedu.2010.09.004
- Martínez-Caro, E., & Campuzano-Bolarín, F. (2011). Factors affecting students' satisfaction in engineering disciplines: traditional vs. blended approaches. *European Journal of Engineering Education*, 36(5), 473–483. doi:10.1080/03043797.2011.619647
- Meyer, J., & Land, R. (2013). *Overcoming Barriers to Student Understanding: Threshold Concepts and Troublesome Knowledge*. Routledge.
- Mikropoulos, T. A., & Natsis, A. (2011). Educational virtual environments: A ten-year review of empirical research (1999–2009). *Computers & Education*, 56(3), 769–780. doi:10.1016/j.compedu.2010.10.020
- Nguyen, L. L. L. T., Barton, S. S. M., & Nguyen, L. L. L. T. (2015). iPads in higher education—Hype and hope. *British Journal of Educational Technology*, 46(1), 190–203. doi:10.1111/bjet.12137
- Parson, V., Reddy, P., Wood, J., & Senior, C. (2009). Generation: Undergraduate Attitudes, Experiences and Understanding of Vodcast and Podcast Use. *Learning, Media and Technology*, 34(3), 215–228. doi:10.1080/17439880903141497
- Pearce, K., & Scutter, S. (2010). Podcasting of health sciences lectures: Benefits for students from a non-English speaking background. *Australasian Journal of Educational Technology*, 26(7), 1028–1041.
- Prensky, M. (2001). Digital natives, digital immigrants. *On the Horizon*, 9(5), 1–6.
- Rahman, A. (2016). A blended learning approach to teach fluid mechanics in engineering. *European Journal of Engineering Education*, 0(0), 1–8. doi:10.1080/03043797.2016.1153044
- Risko, E. F., Buchanan, D., Medimorec, S., & Kingstone, A. (2013). *Everyday attention: Mind*

1
2
3
4
5
6
7
8
9
10
11
12
13
14
15
16
17
18
19
20
21
22
23
24
25
26
27
28
29
30
31
32
33
34
35
36
37
38
39
40
41
42
43
44
45
46
47
48
49
50
51
52
53
54
55
56
57
58
59
60

wandering and computer use during lectures. Computers and Education, 68, 275–283.
doi:10.1016/j.compedu.2013.05.001

<Author ref>

Sutton-Brady, C., Scott, K. M., Taylor, L., Carabetta, G., & Clark, S. (2011). The value of using short-format podcasts to enhance learning and teaching. Research in Learning Technology, 17(3).
doi:10.3402/rlt.v17i3.10878

<author ref>

Van Zanten, R., Somogyi, S., & Curro, G. (2012). Purpose and preference in educational podcasting. British Journal of Educational Technology, 43(1), 130–138. doi:10.1111/j.1467-8535.2010.01153.x

Walls, S. M., Kucsera, J. V., Walker, J. D., Acee, T. W., McVaugh, N. K., & Robinson, D. H. (2010). Podcasting in education: Are students as ready and eager as we think they are? Computers and Education, 54(2), 371–378. doi:10.1016/j.compedu.2009.08.018

YouTube. (2015). YouTube Analytics basics - YouTube Help. Retrieved August 26, 2015, from <https://support.google.com/youtube/answer/1714323?hl=en-GB>

Appendix A

Video E-learning Material Questionnaire

Please take a few moments to complete this questionnaire on the video e-learning material supplied with the Electrical Energy Supply and Circuits 1 unit and the Structures 1 unit. The information obtained from this questionnaire will be used only to evaluate, develop and disseminate the use of future e-learning material. It will not affect the treatment of the participant by the School of Mechanical, Aerospace and Civil Engineering. All information disclosed by the participant is and will remain anonymous. For more information, please contact <author reference>

SECTION A – General Questions

1. Gender Male ☐ Female ☐
2. Age <22 ☐ 22-35 ☐ >35 ☐
3. Which subject are you studying? Civil ☐ Aero ☐ Mech ☐
4. Is English your first language? Yes ☐ No ☐
5. How would you describe your familiarity with computing and internet technology?

☐ Excellent
☐ Good
☐ Average
☐ Poor
☐ Very Poor
6. Prior to starting your degree at <anon location>, did you view educational video material on-line?
 Yes ☐ No ☐
7. Do you use any of the following devices to view e-learning video resources? (Please tick all that apply.)
 Desktop PC ☐ Laptop PC ☐ Smartphone/iPhone ☐
 Tablet/iPad ☐
8. How does the availability of video resources affect your attendance at lectures?
 More likely to attend ☐ Less likely to attend ☐ No difference ☐
9. How do you think a greater range of video resources would affect your attendance at lectures?
 More likely to attend ☐ Less likely to attend ☐ No difference ☐

SECTION B – Key Concept Videos

1. On average how many times did you watch (or watch part of) each key concept video?

☐ Less than once
☐ Once
☐ Twice
☐ Three times
☐ More than 3
2. For what purposes did you use the key concept videos? (please tick all that apply)
 Before lectures for preparation ☐

1
2
3
4
5
6
7
8
9
10
11
12
13
14
15
16
17
18
19
20
21
22
23
24
25
26
27
28
29
30
31
32
33
34
35
36
37
38
39
40
41
42
43
44
45
46
47
48
49
50
51
52
53
54
55
56
57
58
59
60

To replace attendance at lectures	<input type="radio"/>			
After lectures to supplement lecture notes	<input type="radio"/>			
After lectures as English is not my first language	<input type="radio"/>			
After lectures to help with a disability	<input type="radio"/>			
After lectures for revision and preparation for assessment	<input type="radio"/>			
3. The key concept videos aided or added to my understanding of the topics they covered.				
<input type="radio"/>	<input type="radio"/>	<input type="radio"/>	<input type="radio"/>	<input type="radio"/>
Strongly Agree	Agree	Neither Agree nor Disagree	Disagree	Strongly disagree

SECTION C – Full lecture podcasts

1. On average how many times did you watch (or watch part of) each lecture podcast?				
<input type="radio"/>	<input type="radio"/>	<input type="radio"/>	<input type="radio"/>	<input type="radio"/>
Less than once	Once	Twice	Three times	More than 3
2. For what purposes did you use the lecture podcasts? (please tick all that apply)				
Before lectures for preparation	<input type="radio"/>			
To replace attendance at lectures	<input type="radio"/>			
After lectures to supplement lecture notes	<input type="radio"/>			
After lectures as English is not my first language	<input type="radio"/>			
After lectures to help with a disability	<input type="radio"/>			
After lectures for revision and preparation for assessment	<input type="radio"/>			
3. The lecture podcasts aided or added to my understanding of the topics they covered.				
<input type="radio"/>	<input type="radio"/>	<input type="radio"/>	<input type="radio"/>	<input type="radio"/>
Strongly Agree	Agree	Neither Agree nor Disagree	Disagree	Strongly disagree

SECTION D – Video tutorial solutions

1. On average how many times did you watch (or watch part of) each video tutorial solution?				
<input type="radio"/>	<input type="radio"/>	<input type="radio"/>	<input type="radio"/>	<input type="radio"/>
Less than once	Once	Twice	Three times	More than 3
2. For what purposes did you use the video tutorial solutions? (please tick all that apply)				
Before lectures for preparation	<input type="radio"/>			
To replace attendance at lectures	<input type="radio"/>			
After lectures to supplement lecture notes	<input type="radio"/>			
After lectures as English is not my first language	<input type="radio"/>			
After lectures to help with a disability	<input type="radio"/>			

After lectures for revision and preparation for assessment ☐

3. The video tutorial solutions aided or added to my understanding of the topics they covered.

☐ Strongly Agree

☐ Agree

☐ Neither Agree nor Disagree

☐ Disagree

☐ Strongly disagree

Do you have any other comments on the video e-learning material provided?

Appendix B

Section 1

Aim: what forms are most used and most useful. When, where, why and how often students accessed the material.

Duration: 20 minutes

- Which multimedia tools did you use?
- Which one did you prefer and why?
- What did you use it for?
- (revision, fill in gaps of knowledge, lecture preparation, English not first language, to replace attendance to lecture?)
- In what way were the tools useful, give examples?
- How did you access the tools?
- When did you access the tools? And how often?
- How did the multimedia tools compare in terms of usefulness with face to face lectures, printed slides/notes?

Section 2

Aim: feedback on the techniques and content of the following tools

Duration: 20 minutes

Electrical Energy, Supply & Circuits	Lecture podcasts
	Key Concepts – Audio Visual Support
	Tutorials video solutions
	Exam paper solutions
	Dynamic Behaviour of Engineering Systems 1: Change takes time
Structures	Video examples
	Lecture podcasts

Request comments on :

- Length/ duration
- Production techniques
- Content
- Would you use it again?
- Would like to see it used for other subjects? Give examples of subjects?

Section 3

Aim: Possible improvements to existing methods.

Duration: 20 minutes

Brain storm, then discuss the following questions

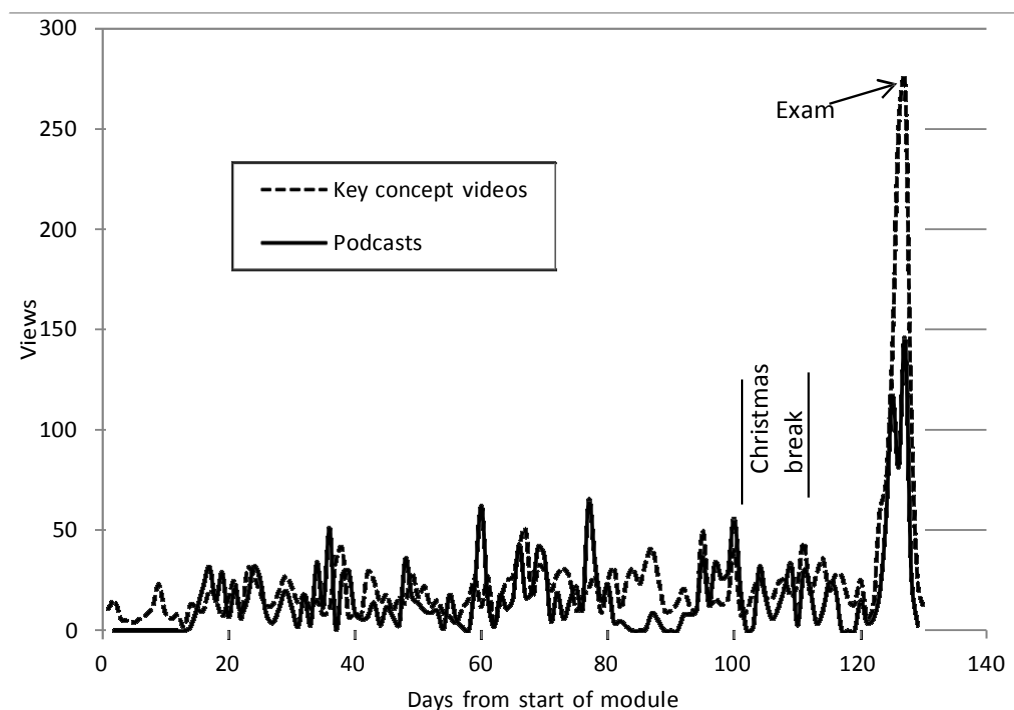
- How might we improve existing resources?
- How might we encourage more students to use the tools?
- What other tools could be adopted in teaching?

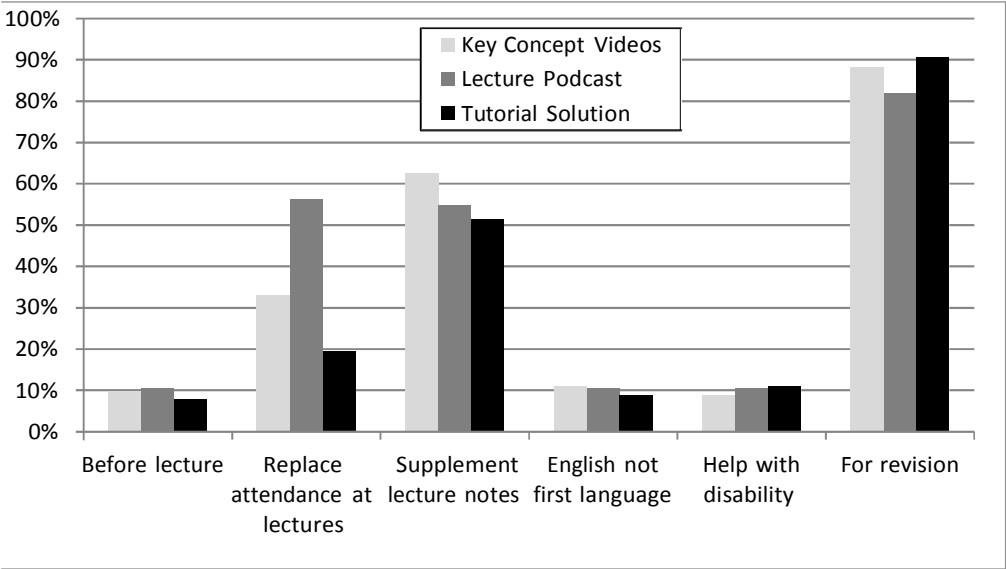
1
2
3
4
5
6
7
8
9
10
11
12
13
14
15
16
17
1819
20
21
2223
24
25
26
27
28
29
30
31
32
33
34
35
36
37
38
39
40
41
42
43
44

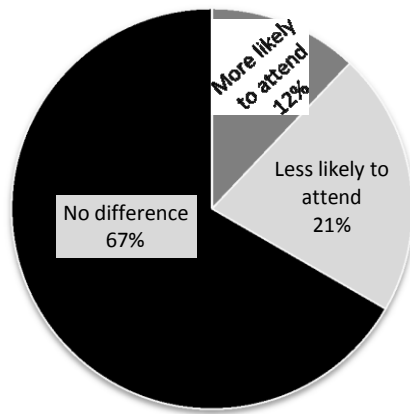
45
46
47
48
49
50
51
52
53
54
55
56
57
58
59
60

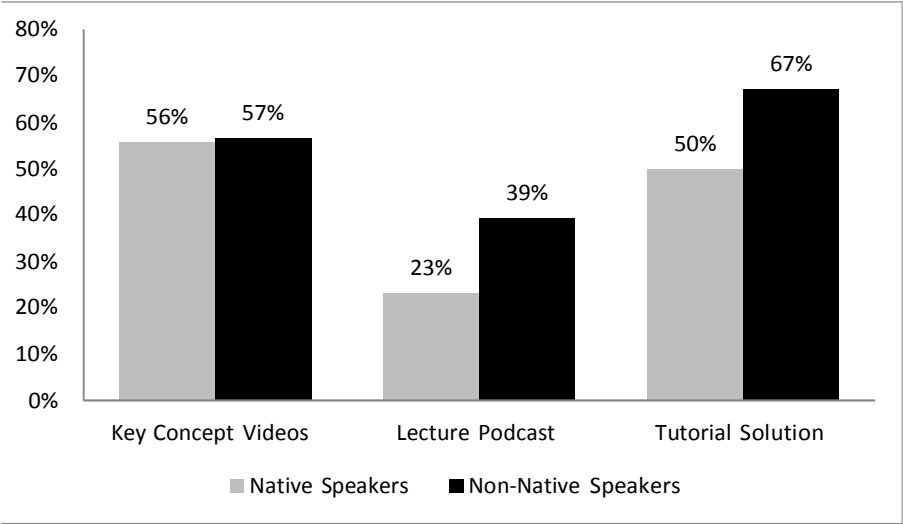
Appendix C

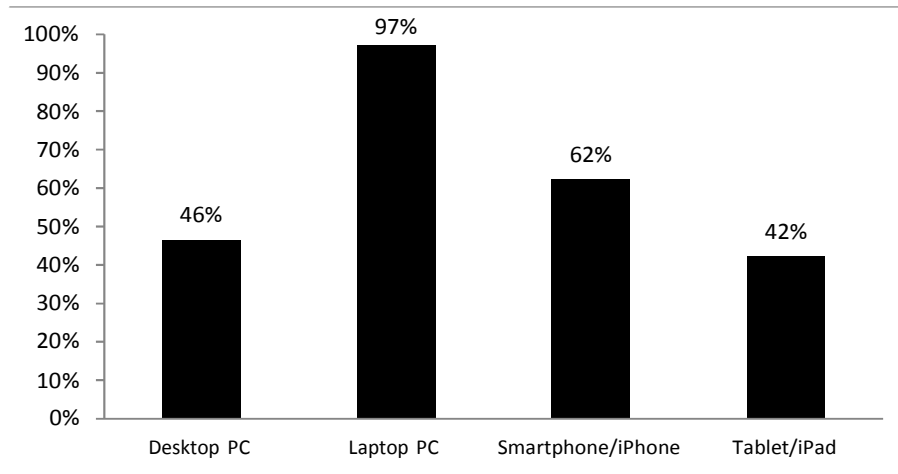
Figure 11. Screenshot of the key-concept video
Figure 12. Screenshot of tutorial-solution video
Figure 13 Screenshot of lecture capture podcast, here showing a lecture slide.

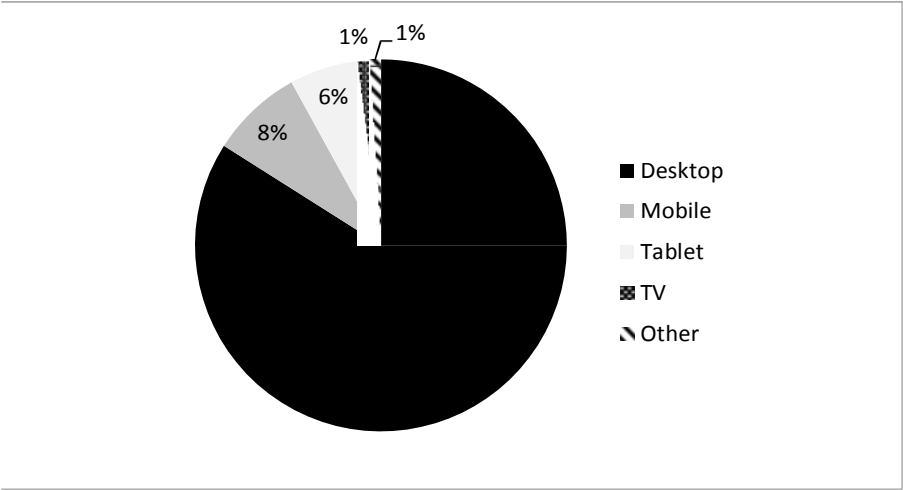


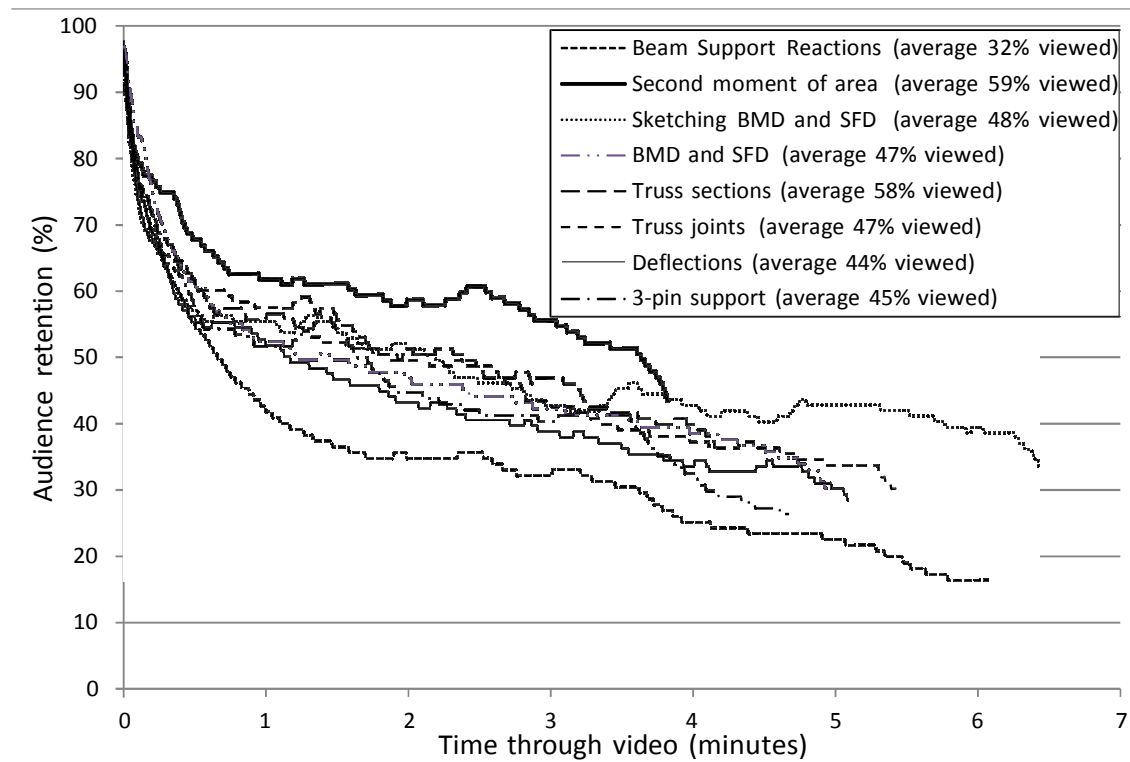


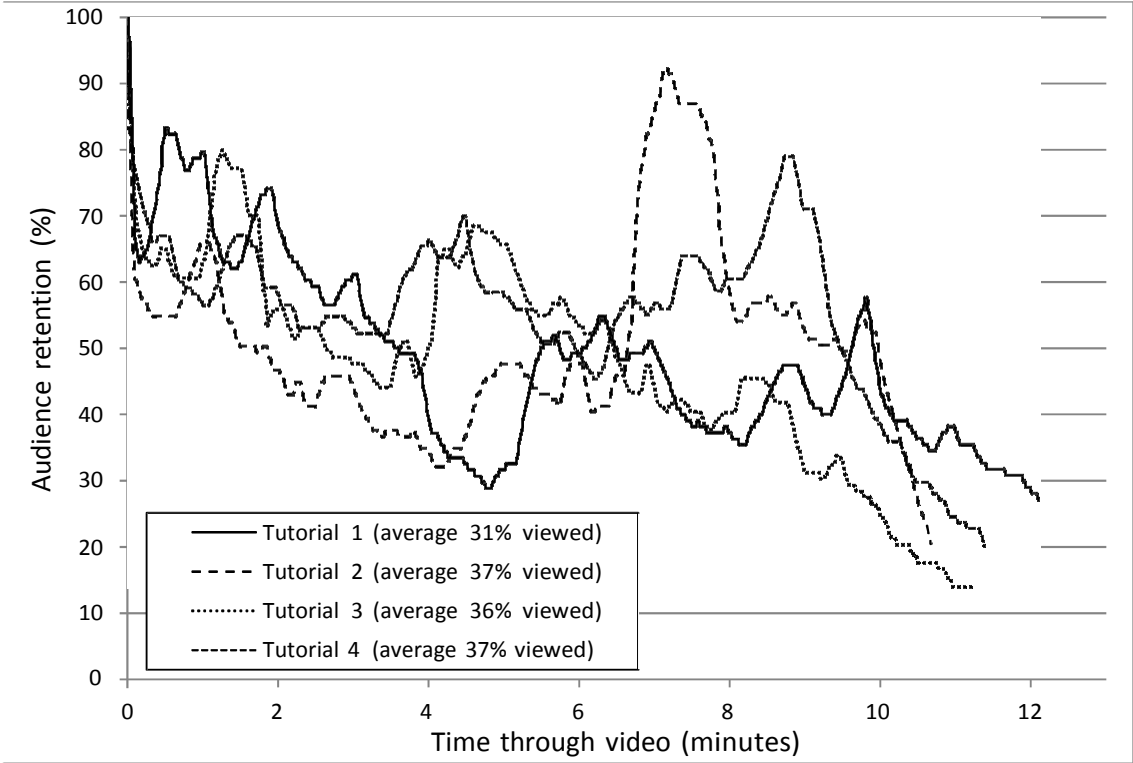


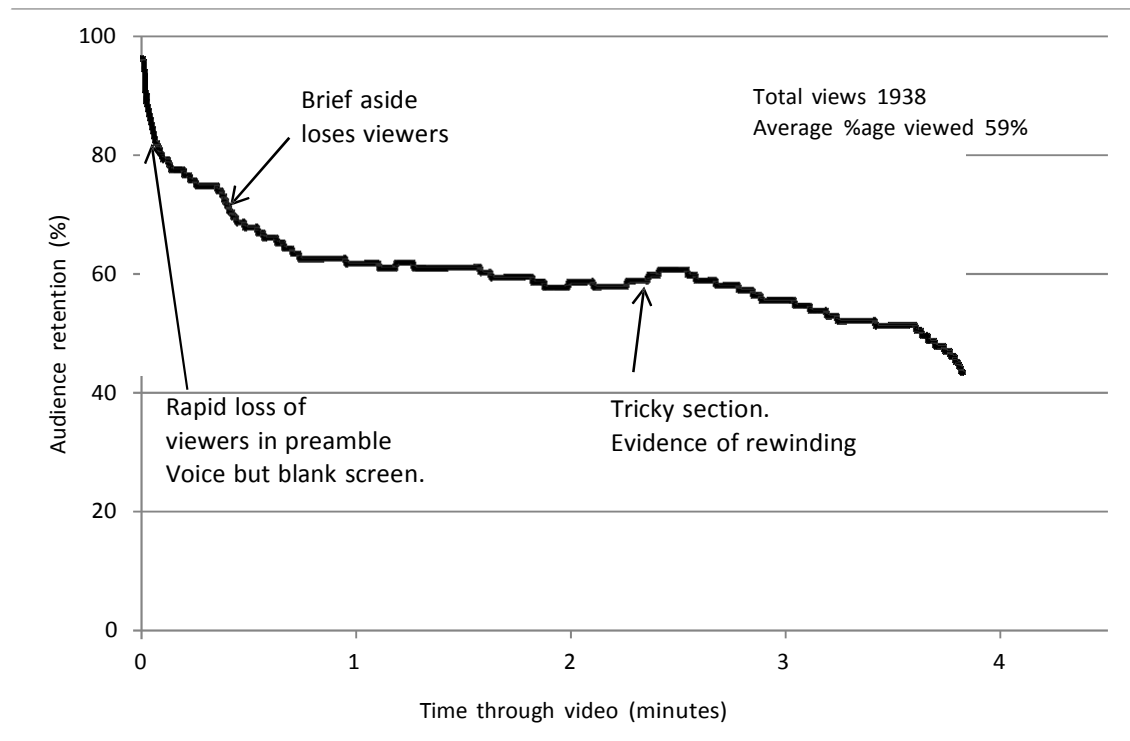


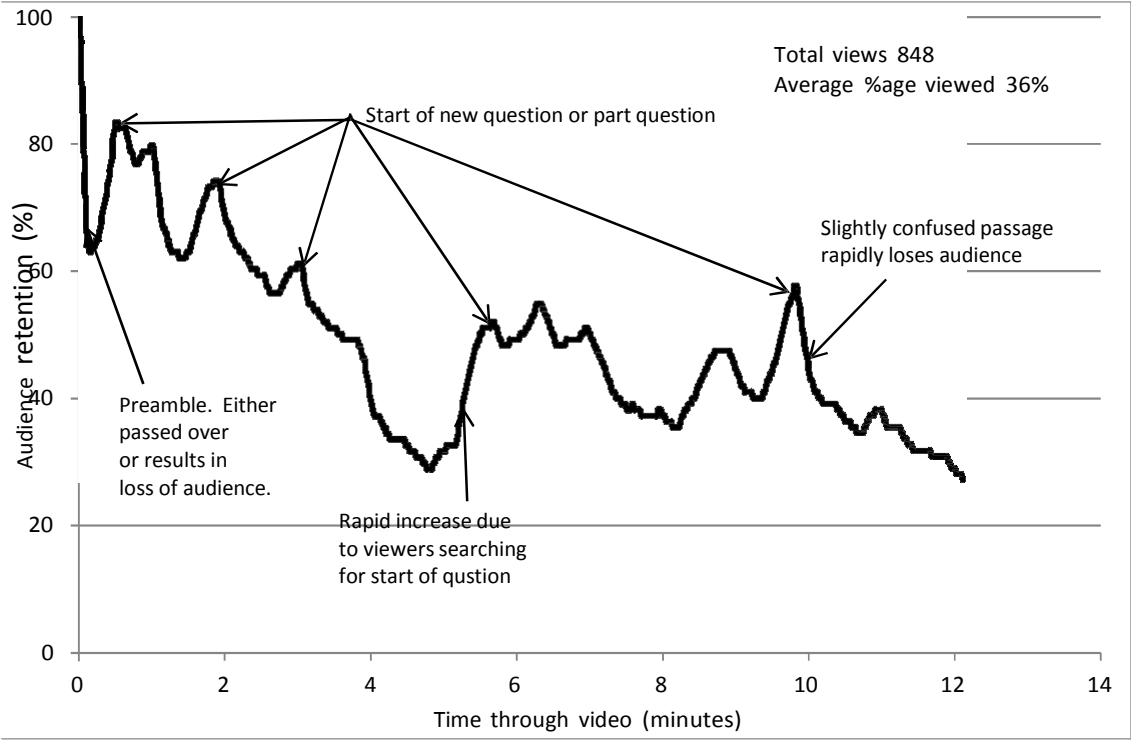







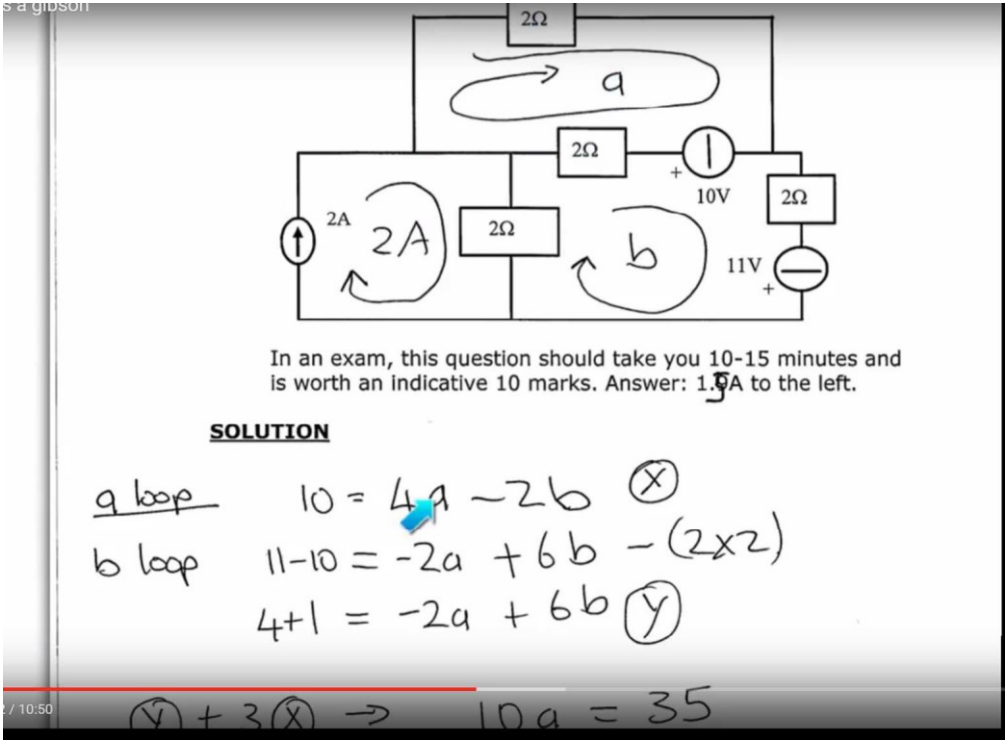








Screenshot of the key-concept video
Figure 11



Screenshot of tutorial-solution video
Figure 12




Figure 13 Screenshot of lecture capture podcast, here showing a lecture slide.
Figure 13