

Northumbria Research Link

Citation: Suret, Pierre, Tikan, Alexey, Bonnefoy, Félicien, Copie, François, Ducrozet, Guillaume, Gelash, Andrey, Prabhudesai, Gaurav, Michel, Guillaume, Cazaubiel, Annette, Falcon, Eric, El, Gennady and Randoux, Stéphane (2020) Nonlinear Spectral Synthesis of Soliton Gas in Deep-Water Surface Gravity Waves. *Physical Review Letters*, 125 (26). p. 264101. ISSN 0031-9007

Published by: American Physical Society

URL: <https://doi.org/10.1103/PhysRevLett.125.264101>
<<https://doi.org/10.1103/PhysRevLett.125.264101>>

This version was downloaded from Northumbria Research Link:
<http://nrl.northumbria.ac.uk/id/eprint/45339/>

Northumbria University has developed Northumbria Research Link (NRL) to enable users to access the University's research output. Copyright © and moral rights for items on NRL are retained by the individual author(s) and/or other copyright owners. Single copies of full items can be reproduced, displayed or performed, and given to third parties in any format or medium for personal research or study, educational, or not-for-profit purposes without prior permission or charge, provided the authors, title and full bibliographic details are given, as well as a hyperlink and/or URL to the original metadata page. The content must not be changed in any way. Full items must not be sold commercially in any format or medium without formal permission of the copyright holder. The full policy is available online: <http://nrl.northumbria.ac.uk/policies.html>

This document may differ from the final, published version of the research and has been made available online in accordance with publisher policies. To read and/or cite from the published version of the research, please visit the publisher's website (a subscription may be required.)

Nonlinear spectral synthesis of soliton gas in deep-water surface gravity waves

Pierre Suret,¹ Alexey Tikan,¹ Félicien Bonnefoy,² François Copie,¹ Guillaume Ducrozet,² Andrey Gelash,^{3,4} Gaurav Prabhudesai,⁵ Guillaume Michel,⁶ Annette Cazaubiel,⁷ Eric Falcon,⁷ Gennady El,⁸ and Stéphane Randoux^{1,*}

¹*Univ. Lille, CNRS, UMR 8523 - PhLAM - Physique des Lasers Atomes et Molécules, F-59 000 Lille, France*

²*École Centrale de Nantes, LHEEA, UMR 6598 CNRS, F-44 321 Nantes, France*

³*Institute of Automation and Electrometry SB RAS, Novosibirsk 630090, Russia*

⁴*Skolkovo Institute of Science and Technology, Moscow 121205, Russia*

⁵*Laboratoire de Physique de l'École normale supérieure, ENS, Université PSL, CNRS, Sorbonne Université, Université Paris-Diderot, Paris, France*

⁶*Sorbonne Université, CNRS, UMR 7190, Institut Jean Le Rond d'Alembert, F-75 005 Paris, France*

⁷*Université de Paris, Université Paris Diderot, MSC, UMR 7057 CNRS, F-75 013 Paris, France*

⁸*Department of Mathematics, Physics and Electrical Engineering, Northumbria University, Newcastle upon Tyne, NE1 8ST, United Kingdom*

(Dated: January 29, 2021)

Soliton gases represent large random soliton ensembles in physical systems that display integrable dynamics at the leading order. Despite significant theoretical developments and observational evidence of ubiquity of soliton gases in fluids and optical media their controlled experimental realization has been missing. We report the controlled synthesis of a dense soliton gas in deep-water surface gravity waves using the tools of nonlinear spectral theory (inverse scattering transform (IST)) for the one-dimensional focusing nonlinear Schrödinger equation. The soliton gas is experimentally generated in a one-dimensional water tank where we demonstrate that we can control and measure the density of states, i. e. the probability density function parametrizing the soliton gas in the IST spectral phase space. Nonlinear spectral analysis of the generated hydrodynamic soliton gas reveals that the density of states slowly changes under the influence of perturbative higher-order effects that break the integrability of the wave dynamics.

Solitons are localized nonlinear waves that have been studied in many areas of science over last decades [1–3]. Solitons represent fundamental nonlinear modes of physical systems described by a special class of wave equations of an integrable nature [4–6]. These equations, like the Korteweg-de Vries (KdV) equation or the one-dimensional nonlinear Schrödinger equation (1D-NLSE), are of significant physical importance since they describe at the leading order the behavior of many systems in various fields of physics such as water waves, matter waves or electromagnetic waves [1, 3, 6–8].

Nowadays the dynamics of soliton interaction is so well mastered that ordered sets of optical solitons or their periodic generalizations, the so-called finite-gap potentials, are synthesized and manipulated to carry out the transmission of information in fiber optics communication links [9–12]. On the other hand, the question of collective dynamics of *large random* soliton ensembles represents a subject of active research in statistical mechanics and in nonlinear physics, most notably in the contexts of ocean wave dynamics and nonlinear optics, see e. g. ref. [13–25].

The concept of soliton gas (SG) as a large ensemble of solitons randomly distributed in space and elastically interacting with each other originates from the work of Zakharov [26], who introduced kinetic equation for a non-equilibrium *diluted* gas of weakly interacting solitons of the KdV equation. The Zakharov's kinetic

equation has been generalised to the case of a dense SG in [27] (KdV) and in [28, 29] (focusing NLS). Each soliton in a gas living on the infinite line x is characterised by a discrete eigenvalue λ_i of the spectrum of the linear operator associated with the integrable evolution equation within the inverse scattering transform (IST) formalism. The fundamental property of integrable dynamics is the preservation of the soliton spectrum under evolution. The central concept in SG theory is the density of states (DOS) [30] which represents the distribution $u(\lambda, x, t)$ over the spectral eigenvalues, so that $u d\lambda dx$ is the number of soliton states found at time t in the element of the phase space $[\lambda, \lambda + d\lambda] \times [x, x + dx]$. The isospectrality of integrable dynamics results in the continuity equation $u_t + (us)_x = 0$ for the DOS evolution in a spatially nonhomogeneous (non-equilibrium) SG. The transport velocity $s(\lambda, x, t)$ in the DOS continuity equation is different from the free soliton velocity due to position/phase shifts in pairwise soliton collisions, resulting in a non-local equation of state $s = \mathcal{F}[u]$, relating the transport velocity with the DOS [28, 29]. Interestingly, the SG kinetic equation has recently attracted much attention in the context of generalized hydrodynamics for quantum many-body integrable systems, see [31–33] and references therein.

Despite various developments of SG theory (see e.g. [34–41]) and the existence of an unambiguous characterization of SG through the concept of DOS, the experimental/observational results in this area are quite limited. Costa *et al* have reported in 2014 the observation of random wavepackets in shallow water ocean waves

* stephane.randoux@univ-lille.fr

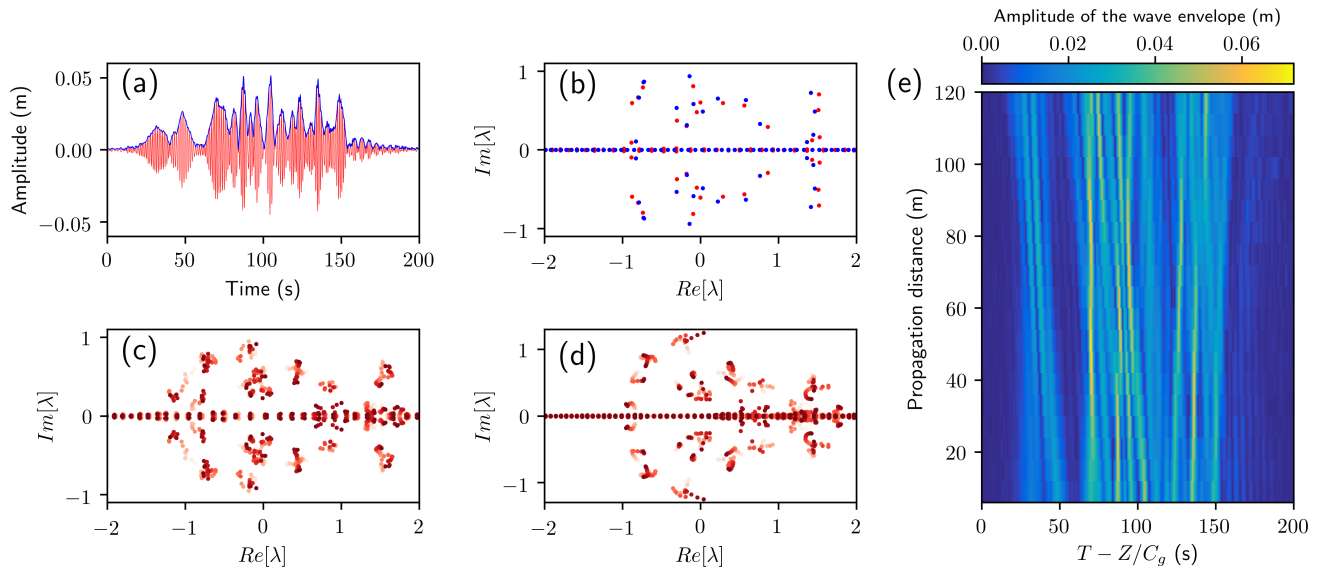


FIG. 1. Ensemble of $N = 16$ solitons propagating in the 1D water tank. (a) Water elevation (red line) and modulus of the wave envelope measured at $Z_1 = 6$ m, close to the wavemaker. (b) Blue points represent the discrete IST spectrum of the numerically-generated N-SS $\psi_{16}(x, t = 0)$ and red points represent the discrete IST spectrum measured at $Z_1 = 6$ m by using the signal plotted in (a). (c) Space evolution of the discrete IST spectra measured along the tank from $Z_1 = 6$ m (light red) to $Z_{20} = 120$ m (dark red). (d) Same as in (c) but obtained from numerical simulations of a modified (not integrable) 1D-NLSE including higher-order effects, see Supplemental Material [52]. (e) Space-time evolution of modulus of the wave envelope recorded by the 20 gauges regularly spaced along the tank. Physical parameters characterizing the experiment are $f_0 = 0.9$ Hz, $k_0 = 3.26 \text{ m}^{-1}$, $\alpha = 0.895$, $L_{NL} = 210$ m ($\langle |A_0(T)|^2 \rangle = 1.53 \times 10^{-4} \text{ m}^2$).

that have been analyzed using numerical IST tools and interpreted as randomly distributed solitons that might be associated with KdV SG [42]. In 2015 large ensembles of interacting and colliding solitons have been observed in a levitating rectilinear water cylinder [43]. In the recent experiments reported in ref. [44], Redor *et al* have taken advantage of the process of fission of a sinusoidal wave train to generate an ensemble of bidirectional shallow water solitons in a 34-m long flume. The interplay between multiple solitons and dispersive radiation has been analyzed by Fourier transform and the observed random soliton ensemble has been interpreted as representing a SG. In optics, the SG terminology has been used to describe experiments where light pulses were synchronously injected in a passive optical fiber ring cavity [45]. Another recent experimental observation of complex nonlinear wave behavior attributed to SG dynamics was reported in [46] where the formation of an incoherent optical field has been observed in the long-time evolution of a square pulse in a focusing medium [47]. To our knowledge, there is no existing experiment where SG have been unambiguously identified using IST and where the measurement and control of the DOS of the SG have been achieved.

In this Letter, we report experiments fully based on the IST method where we generate and observe the evolution of hydrodynamic deep-water dense soliton gases. We take advantage of the recently developed methodol-

ogy for the effective numerical construction of the so-called N -soliton solutions of the focusing 1D-NLSE with N large (ref. [48]), to create an incoherent wavefield having a dominant and controlled solitonic content characterized by a measurable DOS. We show that the generated SG may undergo some complex space-time evolution while the discrete IST spectrum is found to be nearly conserved, albeit being perturbed by higher-order effects.

Our experiments were performed in a wave flume 148 m long, 5 m wide and 3 m deep. Unidirectional waves are generated at one end with a computer assisted flap-type wavemaker and the flume is equipped with an absorbing device strongly reducing wave reflection at the opposite end. As in the experiments reported in ref. [49], the setup comprises 20 equally spaced resistive wave gauges that are installed along the basin at distances $Z_j = j \times 6$ m, $j = 1, 2, \dots, 20$ from the wavemaker located at $Z = 0$ m. This provides an effective measuring range of 114 m.

In our experiment, the water elevation at the wavemaker reads $\eta(Z = 0, T) = \text{Re} [A_0(T)e^{i\omega_0 T}]$, where $\omega_0 = 2\pi f_0$ is the angular frequency of the carrier wave. $A_0(T)$ represents the complex envelope of the initial condition. Our experiments are performed in the deep-water regime, and they are designed in such a way that the observed dynamics is described at leading order by the focusing 1D-NLSE

$$\frac{\partial A}{\partial Z} + \frac{1}{C_g} \frac{\partial A}{\partial T} = i \frac{k_0}{\omega_0^2} \frac{\partial^2 A}{\partial T^2} + i \alpha k_0^3 |A|^2 A, \quad (1)$$

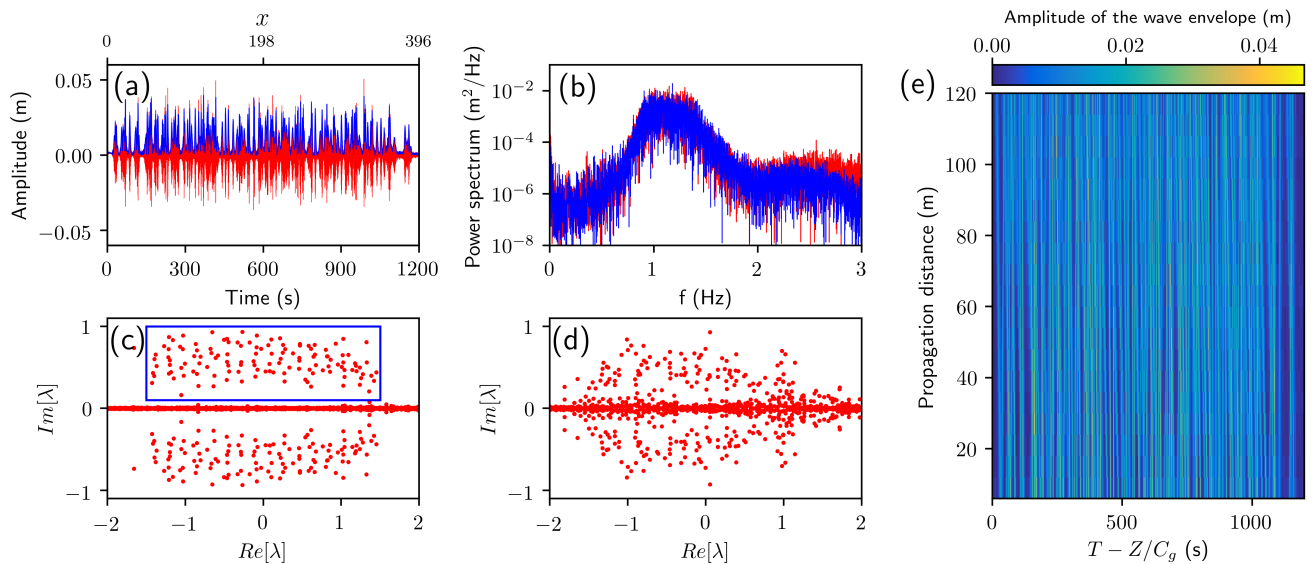


FIG. 2. Gas of $N = 128$ solitons propagating in the 1D water tank. (a) Water elevation (red line) and modulus of the wave envelope measured at $Z_1 = 6$ m, close to the wavemaker. (b) Fourier power spectra of wave elevation at $Z_1 = 6$ m (blue line) and at $Z_{20} = 120$ m (red line). (c) Discrete IST spectrum measured at $Z_1 = 6$ m. (d) Discrete IST spectrum measured at $Z_{20} = 120$ m. (e) Space-time evolution of modulus of the wave envelope recorded by the 20 gauges regularly spaced along the tank. Physical parameters characterizing the experiment are $f_0 = 1.15$ Hz, $k_0 = 5.32$ m⁻¹, $\alpha = 0.936$, $L_{NL} = 45$ m ($\langle |A_0(T)|^2 \rangle = 1.58 \times 10^{-4}$ m²).

where $A(Z, T)$ represents the complex envelope of the water wave that changes in space Z and in time T [50]. k_0 represents the wavenumber of the propagating wave ($\eta(Z, T) = \text{Re} [A(Z, T)e^{i(\omega_0 T - k_0 Z)}]$), which is linked to ω_0 according to the deep water dispersion relation $\omega_0^2 = k_0 g$, where g is the gravity acceleration. $C_g = g/(2\omega_0)$ represents the group velocity of the wavepackets and α is a dimensionless term describing the small finite-depth correction to the cubic nonlinearity [49].

The first important step of the experiment consists in generating an initial condition $A_0(T)$ in the form of a random wavefield having a pure solitonic content. To achieve this, we move to the “IST-friendly” canonical dimensionless form of the 1D-NLSE

$$i \frac{\partial \psi}{\partial t} + \frac{1}{2} \frac{\partial^2 \psi}{\partial x^2} + |\psi|^2 \psi = 0, \quad (2)$$

where $\psi(x, t)$ represents the normalized complex envelope of the water wave. Connection between physical variables of Eq. (1) and dimensionless variables in Eq. (2) are given by $t = Z/L_{NL}$, $x = (T - Z/C_g)\sqrt{g/(2L_{NL})}$ with the nonlinear length being defined as $L_{NL} = 1/(\alpha k_0^3 \langle |A_0(T)|^2 \rangle)$, where the angle brackets denote average over time.

The nonlinear wavefield $\psi(x, t)$ satisfying Eq. (2) can be characterized by the so-called scattering data (the IST spectrum). For *localized*, i.e. decaying to zero as $|x| \rightarrow \infty$ wavefield the IST spectrum consists of a discrete part related to the soliton content and a continuous part related to the dispersive radiation. A special class of solutions,

the N -soliton solutions (N-SS’s), exhibit only a discrete spectrum consisting of N complex-valued eigenvalues λ_n , $n = 1, \dots, N$ and N complex parameters $C_n = |C_n|e^{i\phi_n}$, called norming constants, defined for each λ_n . In all the experiments described below, the phases ϕ_n of the norming constants C_n characterizing the generated N-SS are randomly and uniformly distributed over $[0, 2\pi)$ while their modulus $|C_n|$ are chosen to be equal to unity. As shown in ref. [48, 51], such N -soliton statistical ensemble is a good model for a homogeneous dense SG.

In our first experimental run, we used numerical methods described in ref. [48] to generate a N-SS of Eq. (2), hereafter denoted $\psi_{16}(x, t)$, with $N = 16$ eigenvalues chosen arbitrarily within some domain of the complex spectral plane, as shown with blue points in Fig. 1(b). A relatively small number of solitons in this random soliton ensemble prevents its proper macroscopic spectral characterisation and the identification with SG. However, it is important as a first step in our experiment to establish a robust protocol for the generation of random soliton ensembles in a spectrally controlled way.

After some appropriate scaling, the generated dimensionless wavefield $\psi_{16}(x, t = 0)$ is converted into the physical complex envelope $A_{16}(Z = 0, T) = A_0(T)$ of the initial condition which is generated by the wavemaker. Fig. 1(a) shows the water elevation measured at $Z_1 = 6$ m together with the modulus of the envelope $|A_{16}(Z_1, t)|$ computed using standard Hilbert transform techniques [50]. The generated wavefield with pure solitonic content spreads over approximately 140 s and exhibits large

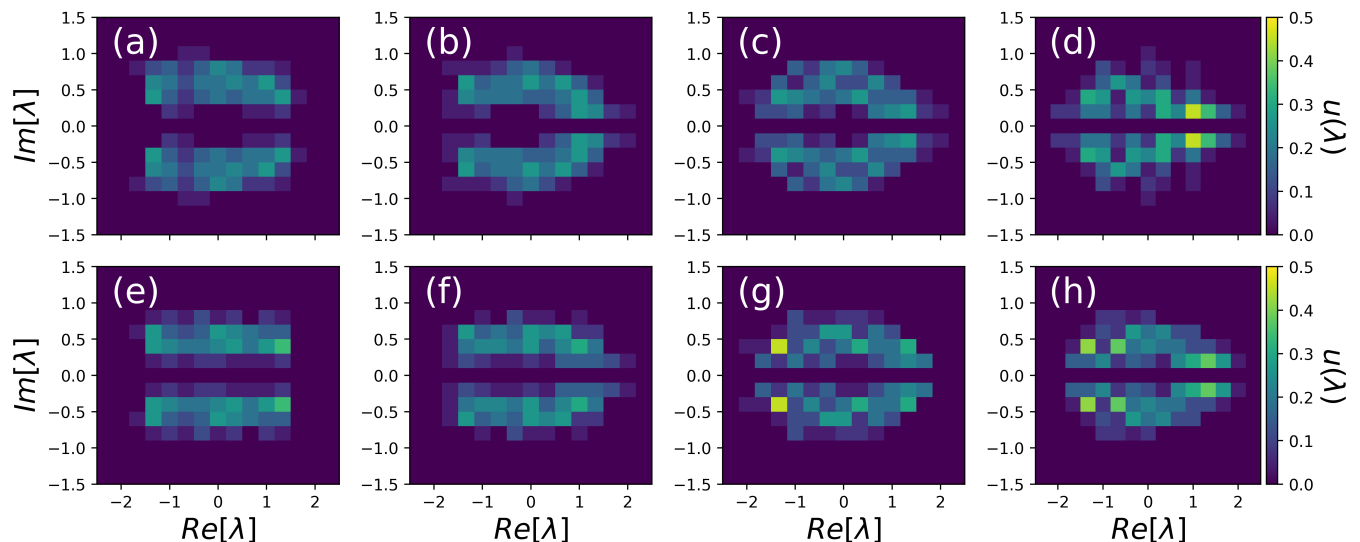


FIG. 3. Statistical analysis of discrete IST spectra of the gas of 128 solitons showing the slow evolution of the DOS $u(\lambda)$ (the probability density function of the discrete IST eigenvalues in the complex plane) as a function of propagation distance in the water tank: (a), (e) $z_1 = 6$ m, (b), (f) $z_3 = 18$ m, (c), (g) $z_{10} = 60$ m, (d), (h) $z_{20} = 120$ m. The upper row (a)-(d) represents the DOS measured in the experiment while the lower row represents the DOS computed in numerical simulation of Euler's equations, see Supplemental Material for details [52].

amplitude fluctuations due to the random phase distribution. Fig. 1(b) shows the discrete IST spectrum that is computed from the signal recorded by the first gauge and plotted in Fig. 1(a). The measured eigenvalues plotted in red points in Fig. 1(b) are close to the discrete eigenvalues (blue points) that we have selected to build $\psi_{16}(x, t = 0)$, the N-SS under consideration. This demonstrates that the process of generation of the N-SS solution is well controlled in our experiments.

As shown in Fig. 1(e), the space-time evolution of the generated wavepacket measured with 20 gauges distributed along the tank reveals complex dynamics with multiple interacting coherent structures. Despite the apparent complexity of the observed wave evolution, the measured discrete IST spectra, compiled and superimposed in Fig. 1(c), are nearly conserved over the whole propagation distance.

The fact that the isospectrality condition perfectly fulfilled in a numerical simulation of the 1D-NLSE (see Supplemental Material [52]) is not exactly verified in the experiment arises from perturbative higher-order effects that break the integrability of the wave dynamics [49, 53, 54]. As shown in Fig. 1(d), numerical simulations of a modified NLSE including higher-order effects (see Supplemental Material [52]) reveals that each discrete eigenvalue follows an individual trajectory in the complex plane under the influence of higher-order effects. In the experiment, these trajectories are not resolved because of measurement inaccuracies, compare Fig. 1(c) and Fig. 1(d). Nevertheless, the results of nonlinear spectral analysis reported in Fig. 1(c) show that the dynamical features observed for the wavefield composed of

16 solitons are nearly integrable.

We now take advantage of the above method of the controlled generation of multiple-soliton, random phase solutions of the 1D-NLSE, to generate a random N -soliton ensemble that can be identified as SG. It is clear that to achieve that, the number of solitons N should be sufficiently large. Fig. 2 shows the dynamical and spectral features characterizing the experimental evolution of an ensemble of $N = 128$ solitons with random spectral (IST) characteristics. The important difference with the first example is that, due to a large number of solitons generated, we are now able to characterize the soliton ensemble by a DOS $u(\lambda)$, see Fig. 3. Specifically, we generate a SG with eigenvalues $\lambda_i \in \mathbb{C}$ distributed nearly uniformly on a rectangle in the upper half-plane of the complex IST spectral plane (and the c.c. rectangle in the lower half plane) and the DOS $u(\lambda) = u_0$ being nearly constant within the rectangle, see Fig. 2(c).

Fig. 2(a) shows that the generated SG has the form of a random wavefield spreading over $\Delta T = 1200$ s which corresponds to a range $\Delta x = 396$ in the dimensionless variables of Eq. (2). Clearly the generated SG does not represent a *diluted* SG composed of isolated and weakly interacting solitons but rather a *dense* SG which cannot be represented as superposition of individual solitons. Fig. 2(b) shows that the propagation of the generated SG is not accompanied by any significant broadening of Fourier power spectrum.

Fig. 2(c) shows the discrete IST spectrum of the wavefield measured at $Z_1 = 6$ m, close to the wavemaker. A set of $N = 128$ eigenvalues is now measured within a rectangle in the upper complex plane. Similarly to the

features reported in Fig. 1, the perturbative higher-order effects influence the observed dynamics and the discrete spectrum measured at $Z_{20} = 120$ m is not identical to the one measured at Z_1 , see Fig. 2(d). Even though the isospectrality condition characterizing a purely integrable dynamics is not exactly satisfied in our experiment, the measured discrete spectrum remains confined to a well-defined region of the complex plane. Moreover, the large number of eigenvalues distributed with some density within this limited region of the complex plane justifies the introduction of a *statistical description of the spectral (IST) data*, which represents the key point for the analysis of the observed wavefield in the framework of the SG theory.

In the context of the 1D-NLSE (2) the DOS $u(\lambda)$, where $\lambda = \beta + i\gamma$, represents the density of soliton states in the phase space i.e. $ud\beta d\gamma dx$ is the number of solitons contained in a portion of SG with the complex spectral parameter $\lambda \in [\beta, \beta + d\beta] \times [\gamma, \gamma + d\gamma]$ over the space interval $[x, x + dx]$ at time t (corresponding to the position Z in the tank). Considering that the generated SG is homogeneous in space, the DOS represents the probability density function of the complex-valued discrete eigenvalues normalised in such a way that $\int_{-\infty}^{+\infty} d\beta \int_0^{+\infty} d\gamma u(\lambda) = N/\Delta x$, where N represents the number of eigenvalues found in the upper complex plane and Δx represents the spatial extent of the gas. Fig. 3 (upper row) displays the normalized DOS experimentally measured at different propagation distances in the water tank while Fig. 3 (lower row) displays the normalized DOS computed in a numerical simulation of Euler's equations, see Supplemental material for details [52]. The experiments and numerical simulations reveal a slow evolution of the DOS along the tank occurring over a characteristic length scale determined by L_{NL} . This slow evolution is not due to gas' nonhomogeneity but mainly originates from the presence of perturbative higher-order

effects. Results reported in Fig. 3 suggest that the incorporation of higher-order perturbative physical effects in the theory of SG represents a theoretical question of significant interest.

In this Letter, we have reported hydrodynamic experiments demonstrating that a controlled synthesis of a dense SG can be achieved in deep-water surface gravity waves. We show that the generated SG is characterized by a measurable spectral DOS, which provides an essential first step towards experimental verification of the kinetic theory of SGs. We hope that our work will stimulate new experimental and theoretical research in the fields of statistical mechanics and nonlinear random waves.

ACKNOWLEDGMENTS

This work has been partially supported by the Agence Nationale de la Recherche through the LABEX CEMPI project (ANR-11-LABX-0007), the Ministry of Higher Education and Research, Hauts de France council and European Regional Development Fund (ERDF) through the Nord-Pas de Calais Regional Research Council and the European Regional Development Fund (ERDF) through the Contrat de Projets Etat-Région (CPER Photonics for Society P4S). The work of GE was partially supported by EPSRC grant EP/R00515X/2. The work of FB, GD, GP, GM, AC and EF was supported by the French National Research Agency (ANR DYSTURB Project No. ANR-17-CE30-0004). EF thanks partial support from the Simons Foundation/MPS No 651463. The work on the construction of multisoliton ensembles was supported by the Russian Science Foundation (Grant No. 19-72-30028 to A. G.). Simulations were partially performed at the Novosibirsk Supercomputer Center (NSU).

-
- [1] M. Remoissenet, *Waves called solitons: concepts and experiments*, 2nd ed. (Springer, Berlin, 1996).
- [2] Y. V. Kartashov, B. A. Malomed, and L. Torner, *Rev. Mod. Phys.* **83**, 247 (2011).
- [3] T. Dauxois and M. Peyrard, *Physics of Solitons* (Cambridge University Press, Cambridge, England, 2006).
- [4] N. J. Zabusky and M. D. Kruskal, *Phys. Rev. Lett.* **15**, 240 (1965).
- [5] S. P. Novikov, S. V. Manakov, L. P. Pitaevskii, and V. E. Zakharov, *Theory of solitons: the inverse scattering method* (Springer Science Business Media, 1984).
- [6] J. Yang, *Nonlinear Waves in Integrable and Non-integrable Systems*, Mathematical Modeling and Computation (Society for Industrial and Applied Mathematics, 2010).
- [7] M. J. Ablowitz, D. J. Kaup, A. C. Newell, and H. Segur, *Phys. Rev. Lett.* **31**, 125 (1973).
- [8] S. Trillo, G. Deng, G. Biondini, M. Klein, G. F. Clauss, A. Chabchoub, and M. Onorato, *Phys. Rev. Lett.* **117**, 241102 (2016).
- [9] S. T. Le, V. Aref, and H. Buelow, *Nat. Photon.* **11**, 570 (2017).
- [10] S. K. Turitsyn, J. E. Prilepsky, S. T. Le, S. Wahls, L. L. Frumin, M. Kamalian, and S. A. Derevyanko, *Optica* **4**, 307 (2017).
- [11] S. T. Le, J. E. Prilepsky, and S. K. Turitsyn, *Optics Express* **22**, 26720 (2014).
- [12] M. Kamalian, A. Vasylichenkova, D. Shepelsky, J. E. Prilepsky, and S. K. Turitsyn, *Journal of Lightwave Technology* **36**, 5714 (2018).
- [13] A. R. Osborne and T. L. Burch, *Science* **208**, 451 (1980).
- [14] S. T. Le, A. R. Osborne, *Phys. Rev. E* **52**, 1105 (1995).
- [15] M. Onorato, A. R. Osborne, M. Serio, and S. Bertone, *Phys. Rev. Lett.* **86**, 5831 (2001).
- [16] M. Onorato, S. Residori, U. Bortolozzo, A. Montina, and F. Arecchi, *Phys. Rep.* **528**, 47 (2013).
- [17] E. Pelinovsky, C. Kharif, et al., *Extreme ocean waves* (Springer, 2008).

- [18] M. Onorato, A. R. Osborne, M. Serio, and L. Cavaleri, *Physics of Fluids* **17**, 078101 (2005).
- [19] R. Hassaini and N. Mordant, *Phys. Rev. Fluids* **2**, 094803 (2017).
- [20] R. El Koussaifi, A. Tikan, A. Toffoli, S. Randoux, P. Suret, and M. Onorato, *Phys. Rev. E* **97**, 012208 (2018).
- [21] S. Randoux, P. Walczak, M. Onorato, and P. Suret, *Phys. Rev. Lett.* **113**, 113902 (2014).
- [22] Y. Bromberg, U. Lahini, E. Small, and Y. Silberberg, *Nat. Photon.* **4**, 721 (2010).
- [23] J. M. Soto-Crespo, N. Devine, and N. Akhmediev, *Phys. Rev. Lett.* **116**, 103901 (2016).
- [24] J. M. Dudley, F. Dias, M. Erkintalo, and G. Genty, *Nature Photonics* **8**, 755 (2014).
- [25] A. E. Kraych, D. Agafontsev, S. Randoux, and P. Suret, *Phys. Rev. Lett.* **123**, 093902 (2019).
- [26] V. E. Zakharov, *Sov. Phys.-JETP* **33**, 538 (1971).
- [27] G. El, *Physics Letters A* **311**, 374 (2003).
- [28] G. A. El and A. M. Kamchatnov, *Phys. Rev. Lett.* **95**, 204101 (2005).
- [29] G. El and A. Tovbis, *Phys. Rev. E* **101**, 052207 (2020).
- [30] I. Lifshits, S. Gredeskul, and L. Pastur, *Introduction to the theory of disordered systems* (Wiley, 1988).
- [31] B. Doyon, T. Yoshimura, and J.-S. Caux, *Phys. Rev. Lett.* **120**, 045301 (2018).
- [32] B. Doyon, H. Spohn, and T. Yoshimura, *Nuclear Physics B* **926**, 570 (2018).
- [33] D.-L. Vu and T. Yoshimura, *SciPost Physics* **6** (2019).
- [34] J. D. Meiss and W. Horton Jr, *Physical Review Letters* **48**, 1362 (1982).
- [35] A. Fratalocchi, A. Armaroli, and S. Trillo, *Physical Review A* **83** (2011), 10.1103/PhysRevA.83.053846.
- [36] G. A. El, A. M. Kamchatnov, M. V. Pavlov, and S. A. Zykov, *Journal of Nonlinear Science* **21**, 151 (2011).
- [37] D. Dutykh and E. Pelinovsky, *Physics Letters A* **378**, 3102 (2014).
- [38] F. Carbone, D. Dutykh, and G. A. El, *EPL (Europhysics Letters)* **113**, 30003 (2016).
- [39] E. Shurgalina and E. Pelinovsky, *Physics Letters A* **380**, 2049 (2016).
- [40] M. Girotti, T. Grava, and K. D. T.-R. McLaughlin, arXiv:1807.00608 [math-ph, physics:nlm] (2018), arXiv:1807.00608.
- [41] D. Kachulin, A. Dyachenko, and V. Zakharov, *Fluids* **5**, 67 (2020).
- [42] A. Costa, A. R. Osborne, D. T. Resio, S. Alessio, E. Chrivi, E. Saggese, K. Bellomo, and C. E. Long, *Phys. Rev. Lett.* **113**, 108501 (2014).
- [43] S. Perrard, L. Deike, C. Duchêne, and C.-T. Pham, *Phys. Rev. E* **92**, 011002 (2015).
- [44] I. Redor, E. Barthélemy, H. Michallet, M. Onorato, and N. Mordant, *Phys. Rev. Lett.* **122**, 214502 (2019).
- [45] A. Schwache and F. Mitschke, *Phys. Rev. E* **55**, 7720 (1997).
- [46] G. Marcucci, D. Pierangeli, A. J. Agranat, R.-K. Lee, E. DelRe, and C. Conti, *Nature Communications* **10** (2019).
- [47] G. A. El, E. G. Khamis, and A. Tovbis, *Nonlinearity* **29**, 2798 (2016).
- [48] A. A. Gelash and D. S. Agafontsev, *Phys. Rev. E* **98**, 042210 (2018).
- [49] F. Bonnefoy, A. Tikan, F. Copie, P. Suret, G. Ducrozet, G. Prabhudesai, G. Michel, A. Cazaubiel, E. Falcon, G. El, and S. Randoux, *Phys. Rev. Fluids* **5**, 034802 (2020).
- [50] A. Osborne, *Nonlinear ocean waves* (Academic Press, 2010).
- [51] A. Gelash, D. Agafontsev, V. Zakharov, G. El, S. Randoux, and P. Suret, *Phys. Rev. Lett.* **123**, 234102 (2019).
- [52] see Supplemental Material, which includes ref. [55–61], for numerical simulations of the water wave experiments together with a description of the methods used for non-linear spectral analysis of the wavefields.
- [53] I. S. Chekhovskoy, O. V. Shtyrina, M. P. Fedoruk, S. B. Medvedev, and S. K. Turitsyn, *Phys. Rev. Lett.* **122**, 153901 (2019).
- [54] S. Randoux, P. Suret, A. Chabchoub, B. Kibler, and G. El, *Phys. Rev. E* **98**, 022219 (2018).
- [55] S. Randoux, P. Suret, and G. El, *Scientific reports* **6**, 29238 (2016).
- [56] A. Goullet and W. Choi, *Physics of Fluids* **23**, 016601 (2011).
- [57] D. G. Dommermuth and D. K. Yue, *J. Fluid Mech.* **184**, 267 (1987).
- [58] B. J. West, K. A. Brueckner, R. S. Janda, D. M. Milder, and R. L. Milton, *J. Geophys. Res.* **92**, 11803 (1987).
- [59] G. Ducrozet, F. Bonnefoy, D. L. Touz, and P. Ferrant, *Eur. J. Mech. B. Fluids* **34**, 19 (2012).
- [60] Ecole Centrale Nantes, LHEEA, Open-source release of HOS-NWT, <https://github.com/LHEEA/HOS-NWT>.
- [61] F. Bonnefoy, G. Ducrozet, D. L. Touz, and P. Ferrant, “Time domain simulation of non-linear water waves using spectral methods,” in *Advances in Numerical Simulation of Nonlinear Water Waves* (2010) pp. 129–164.