

# Northumbria Research Link

Citation: Shelyag, Sergiy and Przybylski, Damien (2014) Centre-to-limb spectro-polarimetric diagnostics of simulated solar photospheric magneto-convection: Signatures of photospheric Alfvén waves. Publications of the Astronomical Society of Japan, 66 (SP1). S9. ISSN 0004-6264

Published by: Oxford University Press

URL: <http://dx.doi.org/10.1093/pasj/psu085> <<http://dx.doi.org/10.1093/pasj/psu085>>

This version was downloaded from Northumbria Research Link:  
<http://nrl.northumbria.ac.uk/id/eprint/26892/>

Northumbria University has developed Northumbria Research Link (NRL) to enable users to access the University's research output. Copyright © and moral rights for items on NRL are retained by the individual author(s) and/or other copyright owners. Single copies of full items can be reproduced, displayed or performed, and given to third parties in any format or medium for personal research or study, educational, or not-for-profit purposes without prior permission or charge, provided the authors, title and full bibliographic details are given, as well as a hyperlink and/or URL to the original metadata page. The content must not be changed in any way. Full items must not be sold commercially in any format or medium without formal permission of the copyright holder. The full policy is available online: <http://nrl.northumbria.ac.uk/policies.html>

This document may differ from the final, published version of the research and has been made available online in accordance with publisher policies. To read and/or cite from the published version of the research, please visit the publisher's website (a subscription may be required.)

# Centre-to-limb spectro-polarimetric diagnostics of simulated solar photospheric magneto-convection: signatures of photospheric Alfvén waves

S. SHELYAG and D. PRZYBYLSKI

*Monash Centre for Astrophysics, School of Mathematical Sciences, Monash University, Clayton, Victoria, 3800, Australia  
sergiy.shelyag@monash.edu*

(Received ; accepted )

## Abstract

Using numerical simulations of the magnetised solar photosphere carried out with the radiative magneto-hydrodynamic code, MURaM, and detailed spectro-polarimetric diagnostics of the simulated photospheric 6302 Å FeI line, spectro-polarimetric signatures of Alfvén waves in magnetised intergranular lanes of the simulated solar photosphere were analysed at different positions at the solar disk. The torsional Alfvén waves in the intergranular lanes are horizontal plasma motions, which do not have a thermal perturbation counterpart. We find signatures of Alfvén waves as small-scale line profile Doppler shifts and Stokes- $V$  area asymmetry enhancements in the simulated off-disk centre observations. These photospheric features disappear when the simulated observations are degraded with a telescope PSF similar to the one of Hinode. We analyse the possibilities for direct observations and confirmation of Alfvén wave presence in the solar photosphere.

**Key words:** Sun: photosphere, Sun: granulation, Sun: magnetic fields, Sun: oscillations

## 1. Introduction

Recently, the topic of swirling, torsional motions in the solar atmosphere has attracted a lot of attention in solar physics community as a possible solution to the chromospheric and coronal heating problem (Wedemeyer-Böhm et al. 2012). Observationally, small-scale swirling motions were found in the solar photosphere as magnetic bright point rotation (Bonet et al. 2008), in the chromosphere as chromospheric swirls (Wedemeyer-Böhm & Rouppe van der Voort 2009), and as photospheric counterparts of incompressible waves in the quiet solar chromosphere (Morton et al. 2013). It should, however, be mentioned that there is a growing evidence for swirling motions in the upper layers of the solar atmosphere (tornado-like prominences) to be a result of oscillations or a projection effect (Panasenco et al. 2014).

In the simulations, swirling motions in the photospheric magnetic field concentrations were first identified by Vögler et al. (2005). Shelyag et al. (2011a) numerically analysed mechanisms of photospheric vorticity generation and found that the major contribution in the vertical component of the vorticity vector in the photosphere is linked to magnetic tension in low plasma- $\beta$  regions of intergranular magnetic flux concentrations. Further numerical study ultimately demonstrated that apparent swirling motions in the magnetised intergranular lanes of the solar photosphere are short-lived (Moll et al. 2012), torsional oscillations, which propagate with Alfvén speed along the magnetic field: they are Alfvén waves (Shelyag et al. 2013). These horizontal torsional motions in the strong, low plasma- $\beta$  magnetic field generate positive (di-

rected outwards from the Sun) Poynting flux (Shelyag et al. 2012), which is, indeed, large enough to supply the solar corona with energy.

As it was mentioned before, Alfvén waves are incompressible motions, which propagate along the magnetic field with the local Alfvén speed. The Alfvén speed in the photospheric intergranular magnetic flux concentrations, which have a magnetic field strength of the order of 1 kG (Martinez Pillet et al. 1997; Shelyag et al. 2007), reaches tens of kilometers per second (Fujimura & Tsuneta 2009; Shelyag et al. 2013). Thus, a simple estimate suggests that it takes tens of seconds for an Alfvén wave to propagate through the photosphere. Due to incompressibility of Alfvén waves, there is no observable variation in either photospheric continuum intensity, or in thermal variations of the photospheric absorption line profile shape. While absorption line profile broadening was suggested as a signature of torsional motions (Van Doorselaere et al. 2008; Jess et al. 2009), rapid propagation of Alfvén waves through the photosphere may leave them undetected. Therefore, an interesting question lies in observational confirmation of the presence of Alfvén waves in the magnetic solar photosphere.

In this paper, we provide a preliminary analysis of spectro-polarimetric signatures of torsional Alfvén waves, which propagate in the magnetised photosphere. Using a photospheric "plage" model, generated by the radiative magneto-hydrodynamic code MURaM (Vögler et al. 2005), and spectro-polarimetric diagnostics of the simulated model at three different angles of inclination, representing three positions at the solar disk, the presence of elongated structures in Stokes- $V$  asymmetries and in line

Doppler shift maps is demonstrated, which can be related to the horizontal torsional motions of plasma in magnetised intergranular lanes, or photospheric Alfvén waves.

The paper is organised as follows. In Section 2, we describe the simulations and radiative diagnostics tools we used to generate the spectro-polarimetric data for analysis. Analysis of the generated data and spectro-polarimetric signatures of Alfvén waves are presented in Section 3. In Section 4 we demonstrate non-detectability of Alfvénic motions with current instruments for solar photospheric observations. Section 5 concludes our findings, where we also discuss possible ways for photospheric torsional Alfvén wave observations.

## 2. Codes and tools

We use the MURaM code (Vögler et al. 2005) to produce models of solar photospheric magneto-convection. The MURaM code is a magnetohydrodynamic (MHD) solver on a Cartesian grid, which includes the effects of partial ionization through the equation of state and takes into account non-grey radiative energy transport. A domain size of  $12 \times 12$  Mm in the horizontal directions, and 2.56 Mm in the vertical direction is used in the simulations. A grid size of  $480 \times 480 \times 256$  is used, which leads to spatial resolution of  $25 \times 25$  km in the horizontal, and 10 km in vertical direction, respectively. A pre-tabulated equation of state for the solar chemical composition, based on FreeEOS (Irwin 2012) is used. The side boundaries of the domain are periodic, the top boundary is closed, and the bottom boundary is open for in- and outflows.

We use a 200 G unipolar initial magnetic field to simulate a solar plage region. Starting from a non-magnetic photospheric convection model, the magnetic field was introduced in the numerical domain and let to evolve for few granular lifetimes until reaching a statistically steady state and standard value of solar radiative flux. During this initial stage of the simulation, the magnetic field was redistributed by convective flows into the intergranular downflows and experienced convective collapse. This led to formation of magnetic flux concentrations with the strength of about 1 – 1.5 kG. Then, we recorded a photospheric magneto-convection model, which was used for spectro-polarimetric diagnostics with the absorption line profile synthesis code NICOLE (a detailed paper is forthcoming, but it is similar to the code used by Socas-Navarro et al. (2000); Socas-Navarro (2011)). The code was used in local thermodynamic equilibrium (LTE) mode. For the diagnostics, we computed the full Stokes vector for a single magnetically-sensitive absorption line of FeI at 6302.5 Å.

The primary aim of this initial study is to find the observational signatures of torsional Alfvén waves in the solar photosphere. These waves are incompressible, therefore they have no signatures in continuum intensity or in thermal variations of an absorption line profile shape. However, it could be possible to detect torsional horizontal plasma motions in the nearly vertical photospheric magnetic field concentrations (Vögler et al. 2005) if the line-of-sight velocity had a horizontal velocity component.

According to the equation for line-of-sight velocity

$$v_{los} = v_z \cos \theta + v_h \sin \theta, \quad (1)$$

where  $v_z$  and  $v_h$  are the perpendicular and parallel to the solar surface velocity components, respectively, and  $\theta$  is the angle between the line of sight and the perpendicular to the solar surface, this occurs at a non-zero angle from the solar disk centre due to the spherical shape of the Sun. The influence of the horizontal velocity component in  $v_{los}$  grows with the  $\theta$ .

Thus, to identify observational signatures of Alfvén-type motions and, in general, study the effects of different positions at the solar disk on spectro-polarimetric observations, we performed spectro-polarimetric diagnostics for the simulated photospheric model at three inclination angles  $\theta = 0^\circ$ ,  $30^\circ$ , and  $60^\circ$ . Inclination of the line-of-sight was simulated by appropriate shifting of the layers in the simulated photospheric model and recomputing the line-of-sight spatial grid step accordingly. The line-of-sight velocity was recalculated according to Eq. 1, and the line-of-sight and azimuthal magnetic field components were computed in a similar manner. It should also be noted that slanting of the model layers was carried out in the positive (right) direction, thus the equivalent line-of-sight inclination was in the negative (to the left from the solar disk centre) direction.

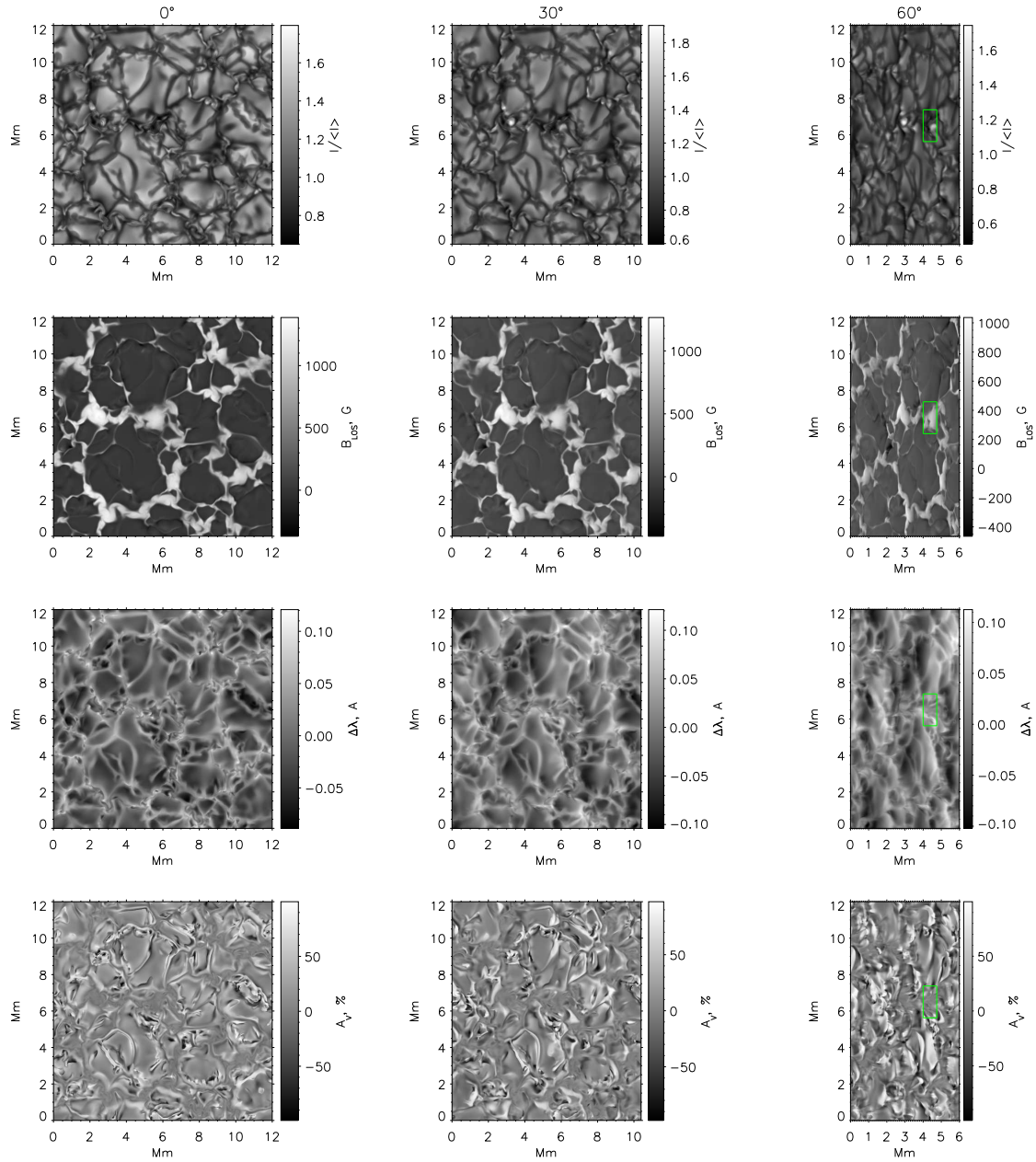
## 3. Simulated spectro-polarimetry at different observational angles

An example of the calculated parameters of the simulated Stokes profiles at different inclinations is shown in Fig. 1. The top row illustrates variation of the emergent continuum intensity at 6303 Å with observational angle. As can be seen from a comparison with the second row of the figure, which is the line-of-sight component of magnetic field, the photospheric magnetic bright points (Shelyag et al. 2004) are clearly visible in the continuum at  $0^\circ$  inclination (left column of Fig. 1, although with reduced contrast if compared to G-band observations. They gradually disappear towards the solar limb and are replaced by the hot and bright granular walls and faculae (Carlsson et al. 2004). The continuum intensities are normalized by their mean value over all angles, thus the limb darkening is clearly visible.

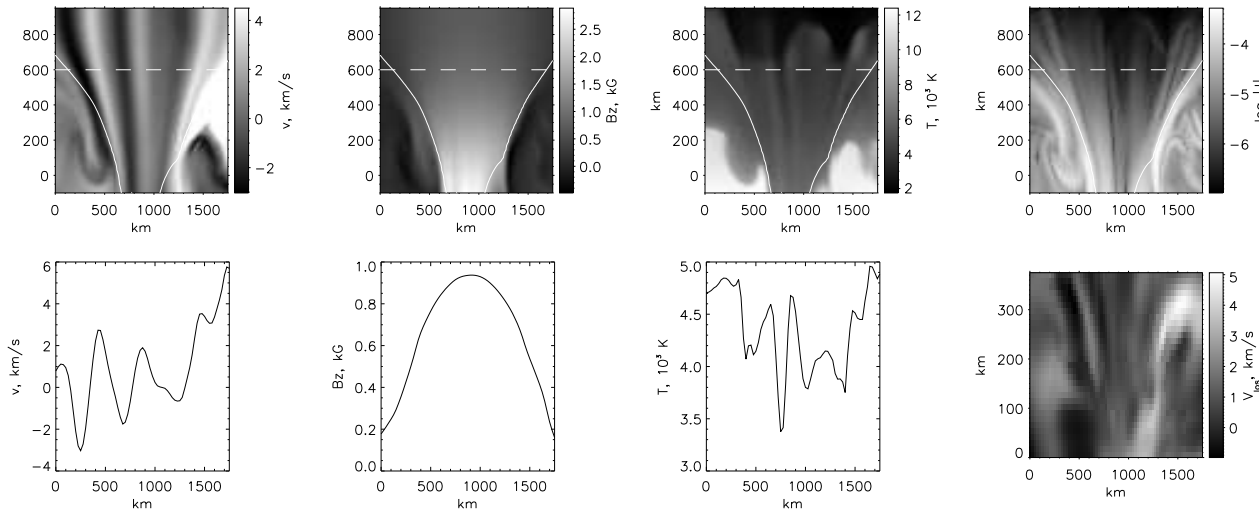
In the third row of the figure, the Doppler shifts of FeI 6302.5 Å are shown. These are calculated as the shifts of their centres-of-gravity (COG) from the reference zero-velocity wavelength  $\lambda_0$ , according to

$$\Delta\lambda = \lambda_{cog} - \lambda_0 = \frac{\int (I_c - I) \lambda d\lambda}{\int (I_c - I) d\lambda} - \lambda_0. \quad (2)$$

As it can be seen in the plots, the structures in COG shift clearly resemble the photospheric convection velocity patterns. At  $0^\circ$ , the granular upflows are identified as negative, blue-shifted regions, while the intergranular downflows are positive and red-shifted. This situation changes at non-zero inclinations. At  $30^\circ$  (middle column), the divergent granular flows show as blue-shifted at the sides of



**Fig. 1.** An example of radiative parameters computed for the simulated magnetised photosphere. First row: normalized continuum intensity at 6303Å. Second row: line-of-sight magnetic field strength, measured at a constant geometric height, approximately the level of continuum formation. Third row: FeI 6302Å absorption line Doppler shift, computed by the centre of gravity method. Fourth row: FeI 6302Å Stokes- $V$  area asymmetry. The maps are computed for three different inclinations,  $0^\circ$  (first column),  $30^\circ$  (second column) and  $60^\circ$  (third column) at the solar disk. The region studied in a greater detail is marked by a box in the right column.



**Fig. 2.** Magneto-hydrodynamic parameters of a simulated photospheric "vortex" structure, marked by the box in Fig. 1. Top row: the horizontal velocity (the component directed to the observer), the vertical component of magnetic field, the temperature, and the logarithm of the modulus of current density  $\mathbf{J} = \nabla \times \mathbf{B}$  vertical cuts through the "vortex". Bottom row: the corresponding cuts of the aforementioned quantities, measured at 600 km above the approximate level of the continuum formation, and the FeI 6302Å absorption line Doppler shift map for the region. Note that the Doppler shift map is rotated counter-clockwise by 90° to align with other quantities in this figure. The contours in the top row bound the region with plasma  $\beta < 1$ .

the granules facing the observer, and as red-shifted regions at those facing away from the observer. At a 60° observational angle (right column), the corrugated optical surface of solar granulation hides the intergranular down-flows, while divergent granular flows become significantly more pronounced. However, plenty of small-scale features, nearly co-located with the strong magnetic field regions (second row of the figure), emerging from the intergranular lanes and aligned with the direction of inclination, appear. Notably, no such structures in the continuum intensity images are found. These structures in the COG Doppler shift of FeI 6302.5 Å demonstrate observable presence of small-scale horizontal flows in the magnetised intergranular lanes of the simulation. One of these structures is marked by the box in Fig. 1 and used for further investigation.

The fourth row of Fig. 1 shows Stokes- $V$  area asymmetries, which are calculated by integrating Stokes- $V$  profiles over wavelength and normalising it by the total Stokes- $V$  areas, according to

$$A_V = \frac{\int V d\lambda}{\int |V| d\lambda}. \quad (3)$$

As the figures show, at the solar disk centre (left column), the regions with the largest Stokes- $V$  asymmetry are the boundaries between the magnetised intergranular lanes and the weakly-magnetised granules. This is due to the presence of strong gradients of the line-of-sight velocity and magnetic field components in these regions (Illing et al. 1975; Grossmann-Doerth et al. 1988; Solanki 1989; Khomenko et al. 2005; Shelyag et al. 2007). The situation remains nearly unchanged for 30° inclination (middle row), while the regions with larger asymmetries are more pronounced and occupy larger areas, possibly due to

the same mechanism of Stokes- $V$  asymmetry generation. At 60°, however, in a similar manner to the COG Doppler shift discussed above, together with spatially large areas of enhanced asymmetry generated in granular regions, the small-scale elongated structures appear.

A similarity between the horizontal velocity structure in the simulations, FeI 6302.5 Å line Doppler shift and its Stokes- $V$  area asymmetry (Fig. 1) can be demonstrated with Fig. 2. In the top row of the figure, the horizontal velocity component (directed towards the observer), the vertical component of magnetic field, the temperature, and the modulus of current density  $\mathbf{J} = \nabla \times \mathbf{B}$  are shown for vertical cuts through the magnetic field concentration marked by the box in Fig. 1. The contours bound the regions with plasma  $\beta < 1$ . In the bottom row of the figure, the horizontal velocity, the vertical magnetic field and the temperature are shown for a height of 600 km above the approximate level of continuum formation in the magnetic flux tube, marked by 0 height in the top row. The bottom-right panel in the figure is the COG Doppler velocity map of the selected region.

The top-left plot of the figure shows presence of plasma, moving horizontally in opposite directions (towards and away from the observer), within the magnetic field concentration (Shelyag et al. 2011b), where the vertical magnetic field reaches 0.9 kG, as shown in the top and bottom plots in the second column of Fig. 2. The plasma in the intergranular magnetic field concentration experiences some heating (as shown in third column of the figure) due to Ohmic dissipation of currents (Moll et al. 2012) in the magnetic field concentration (top-right plot).

By comparison of the Doppler velocity map (bottom-right panel) and the horizontal velocity field structure (top-left panel) in Fig. 2, a conjecture can be made that

the horizontal velocity motions in the photospheric intergranular magnetic field concentrations manifest themselves as the COG Doppler shifts of FeI 6302.5 Å absorption line and produce Stokes- $V$  asymmetry at large observational angles (see Fig. 1). The asymmetry can be produced by a flow and magnetic field, simultaneously oscillating in the region of the line formation. As suggested by Shelyag et al. (2013), the photospheric magnetic "vortices" are short-lived, oscillatory, transient events, which are manifestations of torsional Alfvén-type oscillations.


#### 4. Degraded images

Finally, we performed the simulated image degradation in a manner approximately representing Hinode Solar Optical Telescope (SOT) observations. The calculated Stokes- $I$  profiles were convolved with Gaussian functions with  $\sigma = 0.2''$  for spatial resolution and with  $\sigma = 0.0215$  Å for spectral resolution (Tsuneta et al. 2008). After the degradation, the profiles were subjected to the same procedure of COG Doppler shift calculation. No instrumental noise has been added in this modelling. The original (non-degraded) and degraded images are shown in upper and lower panels of Fig. 3. As is evident from comparison of the degraded and original image, the small-scale structures in Doppler velocities completely disappear after the image degradation, while granular structure is clearly visible. This result suggests that higher-resolution observations are needed for the detection of photospheric Alfvén waves. The original resolution of the images was 25 km ( $\sim 0.04$  arcsec), which is the planned spatial resolution of the Advanced Technology Solar Telescope (ATST). Thus, future large-aperture instruments will be able to resolve this small-scale photospheric process.

However, it should be noted that the FeI 6302.5 Å line can be not the best choice for Alfvén wave detection. This line is formed in the low to mid photosphere, with the maximum of contribution function located at about 200 km above the continuum formation layer (Sánchez Almeida & Lites 2000; Khomenko & Collados 2007; Vigeesh et al. 2011). Therefore, this line does not track the rich horizontal flow structure in the higher photosphere, as shown in Fig. 2. Including more realistic non-LTE effects in spectral line profile synthesis would lead to even deeper FeI line formation in the photosphere, as demonstrated by Shchukina & Trujillo Bueno (2001). Nevertheless, it is suggested that torsional motions in the photospheric plasma, detected using local correlation tracking in observations, can be related to generation of torsional Alfvén waves (Matsumoto & Kitai 2010).

#### 5. Conclusions

In this paper, we performed spectro-polarimetric diagnostics of a solar photospheric magneto-convection model at three different observation angles. The primary aim for this study was to detect possible observational signatures for horizontal, torsional, Alfvén-type motions in photo-



**Fig. 3.** Original (top) and degraded (bottom) maps of line-of-sight velocities of FeI 6302.5 Å, computed for the simulated photosphere.

spheric magnetic flux tubes. Using a photospheric absorption line of iron (FeI 6302.5 Å), we found such signatures in the centre-of-gravity Doppler line shift, as well as in the Stokes- $V$  area asymmetries. As it is shown, the perturbations, introduced in the Stokes profiles by torsional plasma motions in the low plasma- $\beta$  intergranular magnetic field concentrations, are observed only at high inclination angles. These features are found to be of very small spatial scales, less than the size of intergranular lanes. Aiming to confirm this finding at an observable resolution, we degraded the obtained images in order to mimic properties of Solar Optical Telescope (SOT) onboard the Hinode satellite. As expected, the small-scale features disappeared after degradation. However, as the non-degraded images suggest, it would be possible to detect the Alfvén wave signatures using an instrument with spatial resolution of about 0.04 arcsec. Such spatial resolution is expected to be delivered by ATST, currently under construction.

Another option would be a more appropriate choice of photospheric absorption line. FeI 6302.5 Å is formed deep in the solar photosphere, therefore it is unable to track upper-photospheric regions, where larger-scale torsional motions in the magnetic flux tubes are demonstrated in the simulations, due to expansion of the magnetic flux tubes with height.

Finally, the result, presented in this paper, should be considered as another confirmation of the urgent need for observational instruments with larger apertures and higher resolutions for solar physics research.

## 6. Acknowledgements

This research was undertaken with the assistance of resources provided at the NCI National Facility systems at the Australian National University, supported by Astronomy Australia Limited, and at the Multimodal Australian ScienceS Imaging and Visualisation Environment (MASSIVE) ([www.massive.org.au](http://www.massive.org.au)). The authors also gratefully thank Centre for Astrophysics & Supercomputing of Swinburne University of Technology (Australia) for the computational resources provided. Dr Shelyag is the recipient of an Australian Research Councils Future Fellowship (project number FT120100057). The authors also thank the anonymous referee for a number of useful comments and suggestions which greatly improved the manuscript.

## References

- Bonet, J. A., Márquez, I., Sánchez Almeida, J., Cabello, I., & Domingo, V. 2008, *ApJL*, 687, L131
- Carlsson, M., Stein, R. F., Nordlund, Å., & Scharmer, G. B. 2004, *ApJL*, 610, L137
- Grossmann-Doerth, U., Schuessler, M., & Solanki, S. K. 1988, *A&A*, 206, L37
- Fujimura, D., & Tsuneta, S. 2009, *ApJ*, 702, 1443
- Illing, R. M. E., Landman, D. A., & Mickey, D. L. 1975, *A&A*, 41, 183
- Irwin, A. W. 2012, *Astrophysics Source Code Library*, 11002
- Jess, D. B., Mathioudakis, M., Erdélyi, R., et al. 2009, *Science*, 323, 1582
- Khomenko, E. V., Shelyag, S., Solanki, S. K., Vögler, A. 2005, *A&A*, 442, 1059
- Khomenko, E., & Collados, M. 2007, *ApJ*, 659, 1726
- Martinez Pillet, V., Lites, B. W., & Skumanich, A. 1997, *ApJ*, 474, 810
- Matsumoto, T., & Kitai, R. 2010, *ApJL*, 716, L19
- Moll, R., Cameron, R. H., & Schüssler, M. 2012, *A&A*, 541, A68
- Morton, R. J., Verth, G., Fedun, V., Shelyag, S., & Erdélyi, R. 2013, *ApJ*, 768, 17
- Panasenco, O., Martin, S. F., & Velli, M. 2014, *Sol. Phys.*, 289, 603
- Sánchez Almeida, J., & Lites, B. W. 2000, *ApJ*, 532, 1215
- Shchukina, N., & Trujillo Bueno, J. 2001, *ApJ*, 550, 970
- Shelyag, S., Schüssler, M., Solanki, S. K., Berdyugina, S. V., Vögler, A. 2004, *A&A*, 427, 335
- Shelyag, S., Schüssler, M., Solanki, S. K., Vögler, A. 2007, *A&A*, 469, 731
- Shelyag, S., Keys, P., Mathioudakis, M., & Keenan, F. P. 2011a, *A&A*, 526, A5
- Shelyag, S., Fedun, V., Keenan, F. P., Erdélyi, R., & Mathioudakis, M. 2011b, *Annales Geophysicae*, 29, 883
- Shelyag, S., Mathioudakis, M., & Keenan, F. P. 2012, *ApJL*, 753, L22
- Shelyag, S., Cally, P. S., Reid, A., & Mathioudakis, M. 2013, *ApJL*, 776, L4
- Socas-Navarro, H., Trujillo Bueno, J., & Ruiz Cobo, B. 2000, *ApJ*, 544, 1141
- Socas-Navarro, H. 2011, *A&A*, 529, A37
- Solanki, S. K. 1989, *A&A*, 224, 225
- Tsuneta, S., Ichimoto, K., Katsukawa, Y., et al. 2008, *Sol. Phys.*, 249, 167
- Van Doorselaere, T., Nakariakov, V. M., & Verwichte, E. 2008, *ApJL*, 676, L73
- Vigeesh, G., Steiner, O., & Hasan, S. S. 2011, *Sol. Phys.*, 273, 15
- Vögler, A., Shelyag, S., Schüssler, M., et al. 2005, *A&A*, 429, 335
- Wedemeyer-Böhm, S., & Rouppe van der Voort, L. 2009, *A&A*, 507, L9
- Wedemeyer-Böhm, S., Scullion, E., Steiner, O., et al. 2012, *Nature*, 486, 505