

Northumbria Research Link

Citation: Ghassemlooy, Zabih, Ng, Wai Pang and Le Minh, Hoa (2006) BER performance analysis of 100 and 200 Gbit/s all-optical OTDM node using symmetric Mach-Zehnder switches. IEE Proceedings: Circuits, Devices and Systems, 153 (4). pp. 361-369. ISSN 1350-2409

Published by: IET

URL: <http://dx.doi.org/10.1049/ip-cds:20050238> <<http://dx.doi.org/10.1049/ip-cds:20050238>>

This version was downloaded from Northumbria Research Link:
<http://nrl.northumbria.ac.uk/id/eprint/3021/>

Northumbria University has developed Northumbria Research Link (NRL) to enable users to access the University's research output. Copyright © and moral rights for items on NRL are retained by the individual author(s) and/or other copyright owners. Single copies of full items can be reproduced, displayed or performed, and given to third parties in any format or medium for personal research or study, educational, or not-for-profit purposes without prior permission or charge, provided the authors, title and full bibliographic details are given, as well as a hyperlink and/or URL to the original metadata page. The content must not be changed in any way. Full items must not be sold commercially in any format or medium without formal permission of the copyright holder. The full policy is available online: <http://nrl.northumbria.ac.uk/policies.html>

This document may differ from the final, published version of the research and has been made available online in accordance with publisher policies. To read and/or cite from the published version of the research, please visit the publisher's website (a subscription may be required.)

TABLE I. System parameters

Parameter	Values
SOA	
Injection current	0.15 A
Length	0.25 mm
Active area	$2.4 \times 10^{-13} \text{ m}^2$
Transparent carrier density	$1.4 \times 10^{24} \text{ m}^{-3}$
Confinement factor	0.15
Differential gain	$2.78 \times 10^{-20} \text{ m}^2$
Linewidth enhancement	5.0
Recombination coeff. A	$1.43 \times 10^8 \text{ 1/s}$
Recombination coeff. B	$1.0 \times 10^{-16} \text{ m}^3/\text{s}$
Recombination coeff. C	$3.0 \times 10^{-41} \text{ m}^6/\text{s}$
Initial carrier density	$3.0 \times 10^{24} \text{ m}^{-3}$
Data and control signals	
Data bit rate per channel R_b	2.5 Gbit/s
FWHM width of clock, address and data signals	3 ps
Control and data wavelength	1550 nm
Data signal peak power	1 mW
Control signal peak power	90 mW for 4-8 ps and 185 mW for 120-160 ps switching window sizes
Rise and fall times	1 ps
$\eta_{amp2-in}$	0 dB
$\eta_{amp2-out}$	0 dB
Optical gain (overall) G_{tot}	25 dB
L_{of}	-8.97 dB
R_p	1 A/W
R_L	50 Ω
T_k	293 K
i_a^2	10 pA/Hz ^{1/2}
Electrical bandwidth B_e	$0.7R_b$
Optical bandwidth B_o	125 GHz
RMS_{jitter}	1 ps
NF	6 dB
Optical fibre length and loss	30 km and 6dB
DCF length and loss	5.4km and 3dB
Optical 3dB 2×2 couplers splitting ratio α	50:50

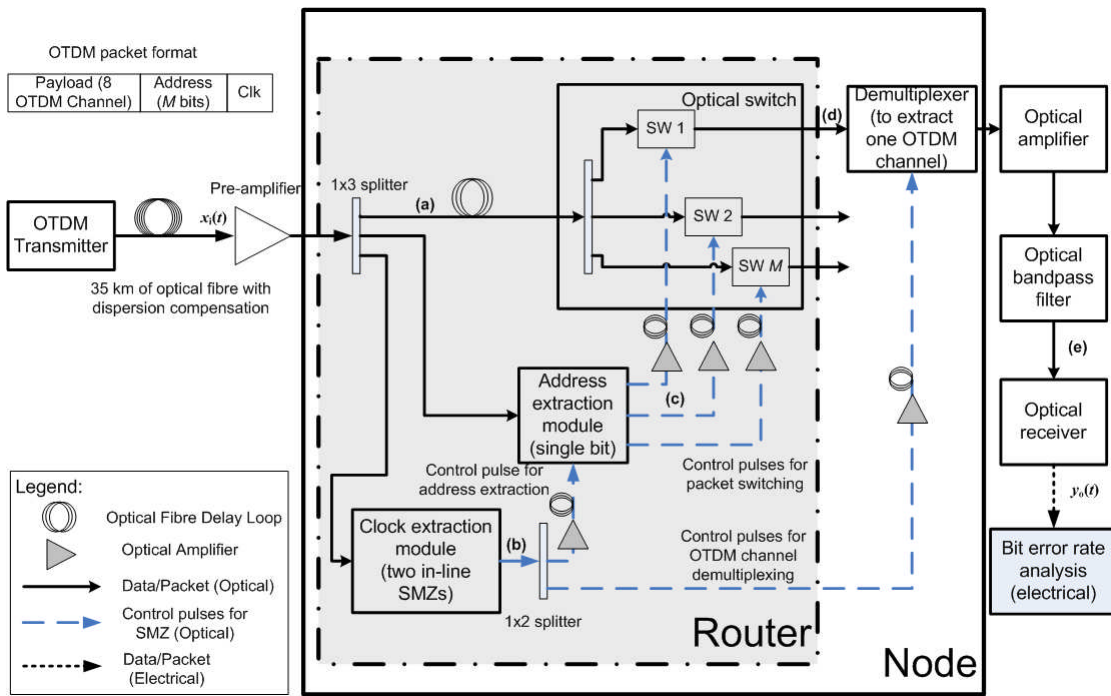


Fig. 1 OTDM system block diagram with the proposed OTDM node

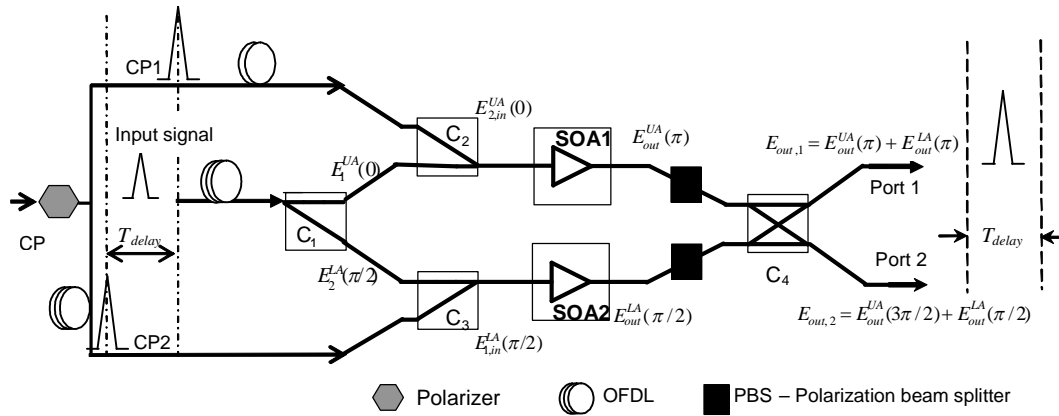


Fig. 2 SMZ switch block diagram

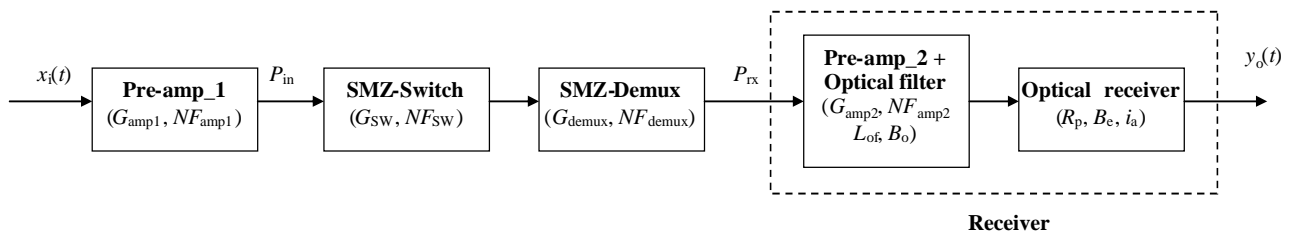


Fig. 3 Cascaded amplifying stages

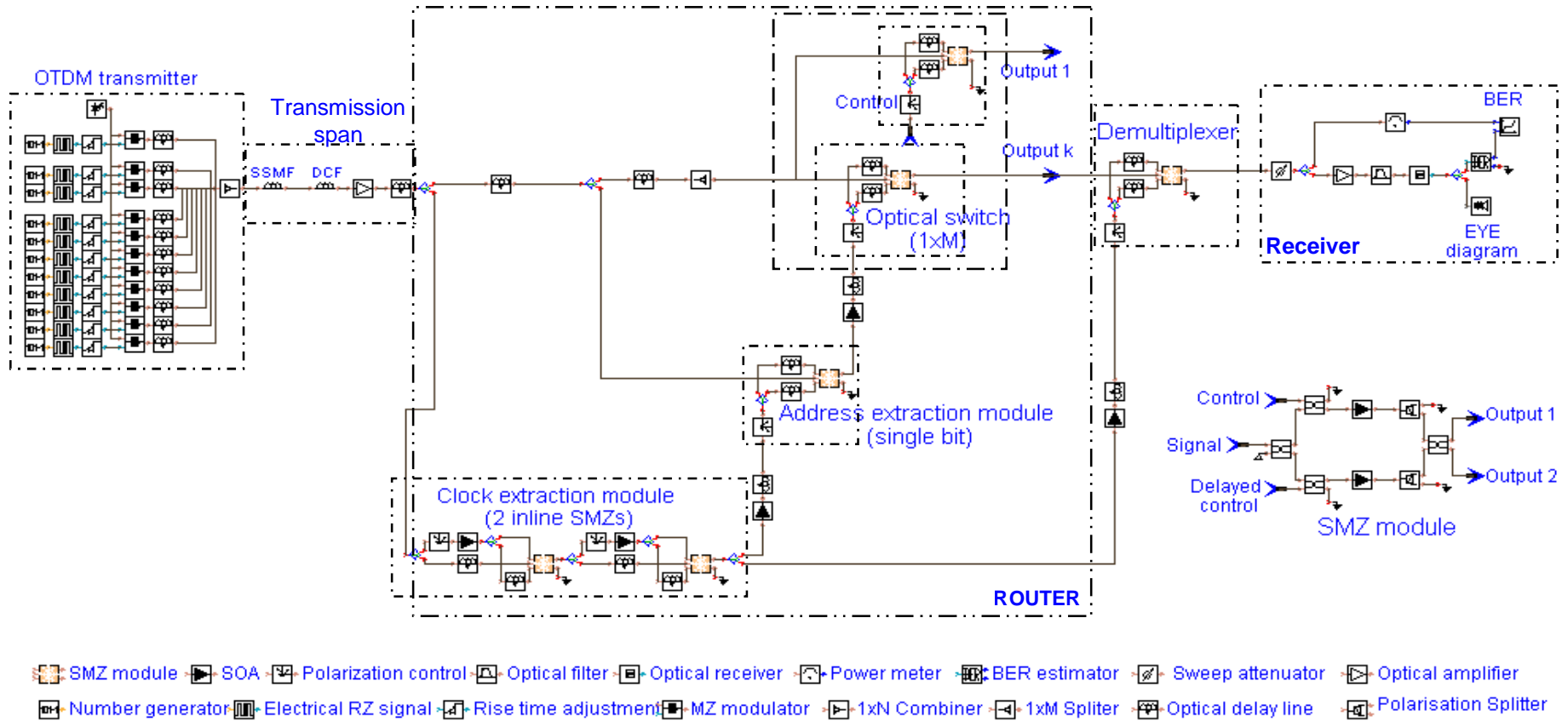


Fig. 4 A schematic VPI® simulation model of 1xM OTDM system

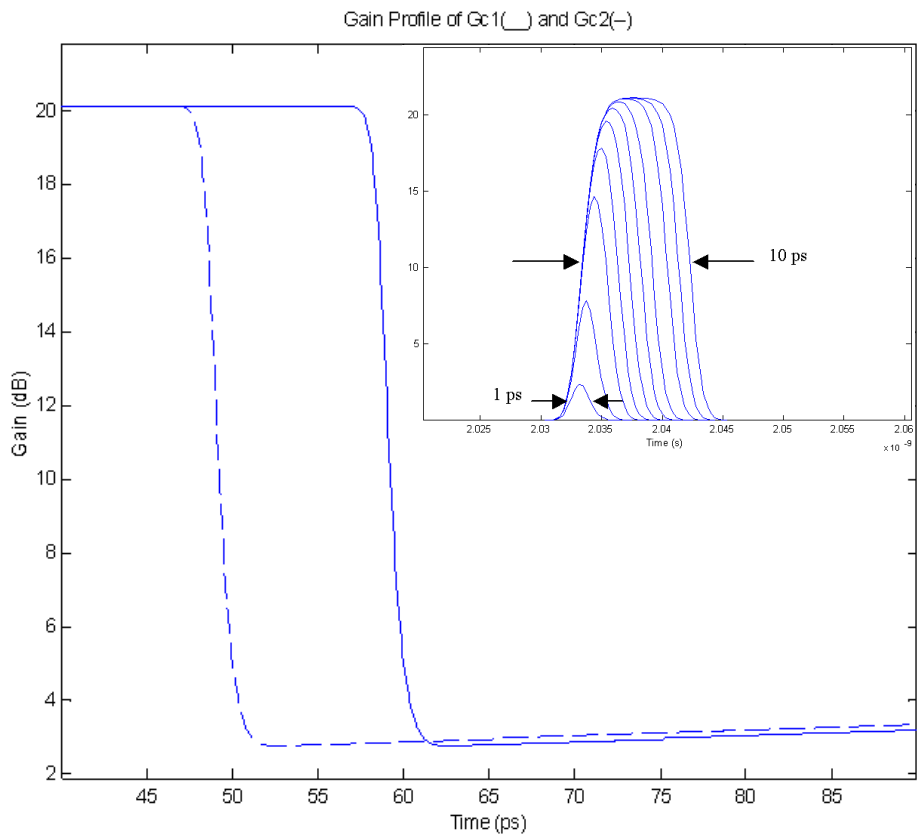
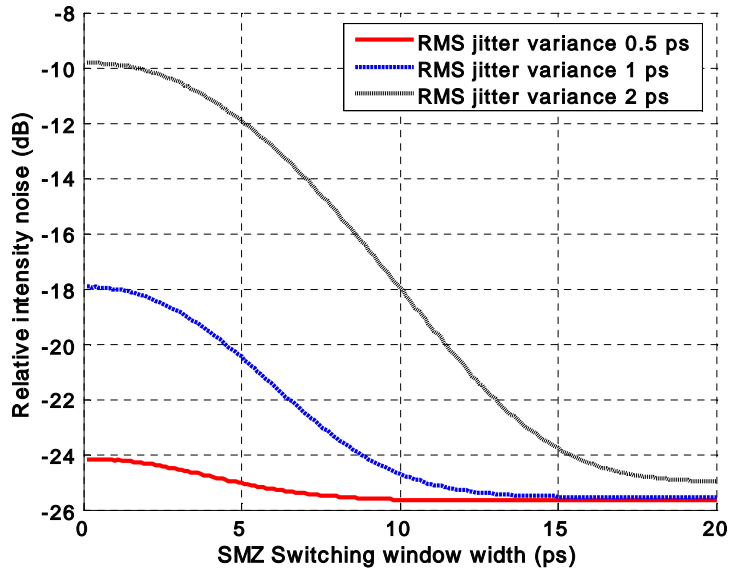
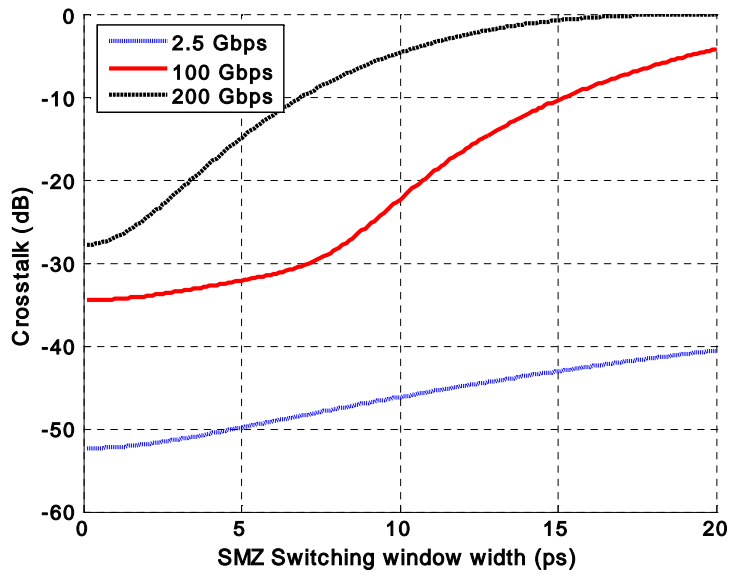


Fig. 5 Gain profile of the data signals in SMZ, and inset is the resulting switching window with width from 1ps to 10 ps



(a)



(b)

Fig. 6 (a) Relative intensity noise against the switching window width for different values of RMS_{jitter} and (b) channel crosstalk against the switching window width for different total bit rates

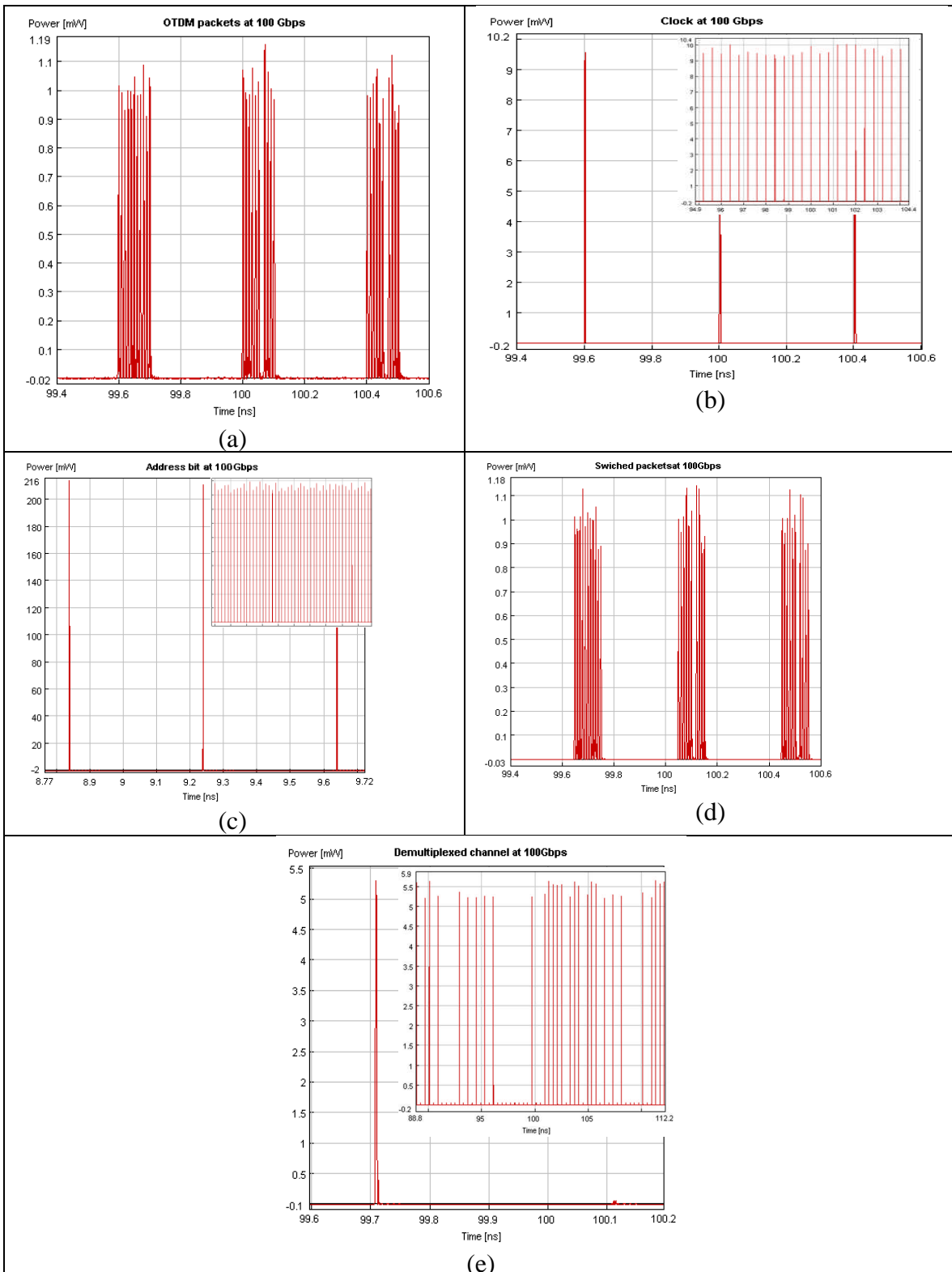
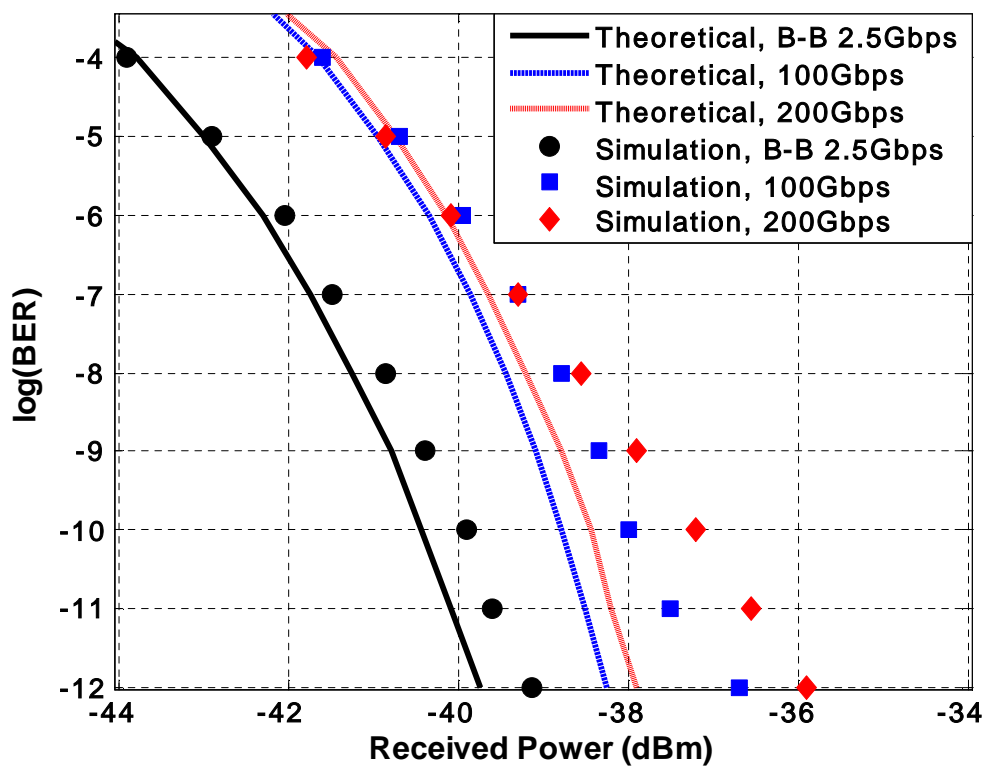
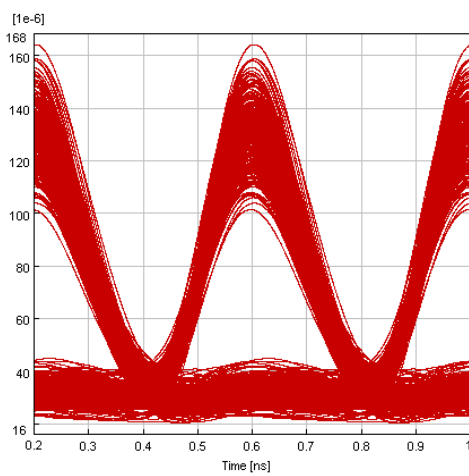


Fig. 7 Optical waveforms (a) input DM packet, (b) recovered clock pulses (inset clock bit stream), (c) address pulses (inset address bit stream), (d) switched OTDM packet and (e) demultiplexed channel (inset enlarged view)



(a)



(b)

Fig. 8 Numerical and simulated BER for 2.5, 100 and 200 Gbps, and (b) the eye diagram for demultiplexed data channel at 2.5 Gbps and BER of 10^{-9}