

# Northumbria Research Link

Citation: Ironmonger, Alan, Shipton, Mark, Slater, Fiona, Szeto, Pete, Unthank, Matthew, Alexandre, François-René, Caillet, Catherine and Dousson, Cyril B. (2018) A highly diastereoselective chloride-mediated dynamic kinetic resolution at phosphorus on-route to a key intermediate in the synthesis of GSK2248761A. *Tetrahedron Letters*, 59 (22). pp. 2154-2156. ISSN 0040-4039

Published by: Elsevier

URL: <http://dx.doi.org/10.1016/j.tetlet.2018.04.018> <<http://dx.doi.org/10.1016/j.tetlet.2018.04.018>>

This version was downloaded from Northumbria Research Link: <http://nrl.northumbria.ac.uk/34458/>

Northumbria University has developed Northumbria Research Link (NRL) to enable users to access the University's research output. Copyright © and moral rights for items on NRL are retained by the individual author(s) and/or other copyright owners. Single copies of full items can be reproduced, displayed or performed, and given to third parties in any format or medium for personal research or study, educational, or not-for-profit purposes without prior permission or charge, provided the authors, title and full bibliographic details are given, as well as a hyperlink and/or URL to the original metadata page. The content must not be changed in any way. Full items must not be sold commercially in any format or medium without formal permission of the copyright holder. The full policy is available online: <http://nrl.northumbria.ac.uk/policies.html>

This document may differ from the final, published version of the research and has been made available online in accordance with publisher policies. To read and/or cite from the published version of the research, please visit the publisher's website (a subscription may be required.)



UniversityLibrary



**Northumbria**  
**University**  
NEWCASTLE



## A highly diastereoselective chloride-mediated dynamic kinetic resolution at phosphorus on-route to a key intermediate in the synthesis of GSK2248761A

Alan Ironmonger<sup>a, \*</sup>, Mark Shipton<sup>a, d</sup>, Fiona Slater<sup>a</sup>, Pete Szeto<sup>a</sup>, Matthew G. Unthank<sup>c, d</sup>, François-René Alexandre<sup>b, e</sup>, Catherine Caillet<sup>b, e</sup>, Cyril B. Dousson<sup>b</sup>

<sup>a</sup> GlaxoSmithKline, Medicines Research Centre, Gunnels Wood Road, Stevenage SG1 2NY, United Kingdom

<sup>b</sup> Merck & Co., Inc., 126 East Lincoln Avenue, Rahway, NJ 07065, USA

<sup>c</sup> Northumbria University, Department of Applied Sciences, Faculty of Health and Life Sciences, Newcastle upon Tyne NE1 8ST, United Kingdom

### ARTICLE INFO

#### Article history:

Received 26 February 2018

Received in revised form 29 March 2018

Accepted 9 April 2018

Available online xxx

#### Keywords:

Asymmetric synthesis

Chiral phosphorus

Dynamic kinetic resolution

GSK2248761A

Phenylglycine methyl ester

### ABSTRACT

A highly diastereoselective chloride-mediated dynamic kinetic resolution at phosphorus has been developed to access a key intermediate in the synthesis of GSK2248761A. This procedure utilises a soluble chloride source and a cheap readily available chiral auxiliary. The practicality of this transformation is demonstrated on a multi-gram scale.

© 2018.

GSK2248761A (Fosdevirine, IDX-899) **1** is an experimental Non-Nucleoside Reverse Transcriptase Inhibitor (NNRTI) discovered by Idenix Pharmaceuticals and was in development for the treatment of HIV (Fig. 1).<sup>1</sup> During our investigations towards an efficient scalable synthesis of **1** we desired an asymmetric synthesis to the key intermediate **2**, which we could insert into our current synthetic route.<sup>2</sup> We discovered that there were only a few methods to construct optically active phosphinate esters using techniques other than a classical resolution.<sup>3</sup> Mislow and co-workers first described the use of (–)-menthol as a chiral auxiliary that allowed the separation of diastereomers by fractional crystallization followed by further elaboration to optically active phosphine oxides and phosphinates.<sup>4</sup> We were able to prepare and separate by chromatography diastereomerically enriched menthyl phosphinate esters **3** and **4**, but our substrate proved unstable to the harsh transesterification conditions required to convert it into the desired methyl phosphinate (Fig. 2).<sup>5</sup> Jennings and co-workers reported the synthesis of optically active *P*-phenyl-*P*-(2,4,6-trimethylphenyl)-phosphinamide *via* a (–)-(1*R*)-*N*-(1-phenylethyl)-(S<sub>P</sub>)-*P*-phenyl-*P*-(2,4,6-trimethylphenyl)phosphinamide where a partial kinetic resolution was observed (Scheme 1).<sup>6</sup> Based on Jennings' observations we decided to pursue the synthesis of *P*-optically active phosphinate ester **2** *via* a diastereomerically enriched phosphinamide leading to

the discovery of an efficient dynamic kinetic resolution process at phosphorus.

Our previously reported synthesis of GSK2248761A generated multi-kilo quantities of the racemic methyl phosphinate ester **8** that could be easily converted into the phosphinic acid **9** (Scheme 2). Treatment of the ester **8** with lithium chloride in DMSO at 60 °C furnished the desired phosphinic acid **9** in 81% yield on a 15 kg scale. It was essential to sweep the methyl chloride produced away from the headspace for the reaction to proceed to completion.

The phosphinyl chloride **10** was synthesized *in situ* using oxalyl chloride in dichloromethane to provide material for scoping studies. Repetition of the Jennings' conditions only gave a 1:1 mixture of diastereomers, even under a number of alternative solvent conditions (Scheme 3). Operating the reaction at a lower temperature also failed to change this ratio. Moreover, when a single diastereomer was separated by flash chromatography and reacted with hydrochloric acid in MeOH to give the methyl phosphinate ester **13** some epimerization at phosphorus was observed to give a 75% *e.r.*<sup>7</sup> It was found that the epimerization could be avoided by switching to concentrated sulfuric acid as the acid source. It was not clear at this stage what the role of the acid counter ion was in the epimerization (*vide infra*).

A screen of commercially available chiral amines as auxiliaries was performed in THF (Table 1, entries 1–8). The highest diastereoselectivity and reactivity in our initial screen was achieved using the phenyl glycinamide derivative **15** (Entry 1). A sample after 3 h revealed an erosion of the diastereoselectivity as the reaction proceeded towards completion suggestive of a dynamic kinetic resolution. We

\* Corresponding author.

Email address: alan.ironmonger@gsk.com (A. Ironmonger)

<sup>d</sup> M.S. and M.U., are former GSK employees.

<sup>e</sup> C.C., F.R.A., and C.D. are former Idenix employees.

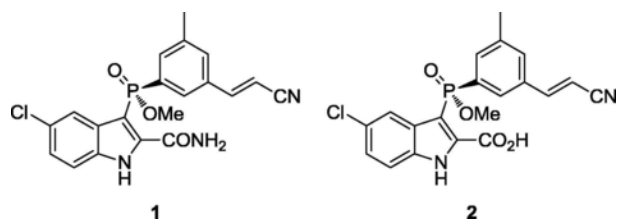


Fig. 1. Structure of GSK2248761A and 2.

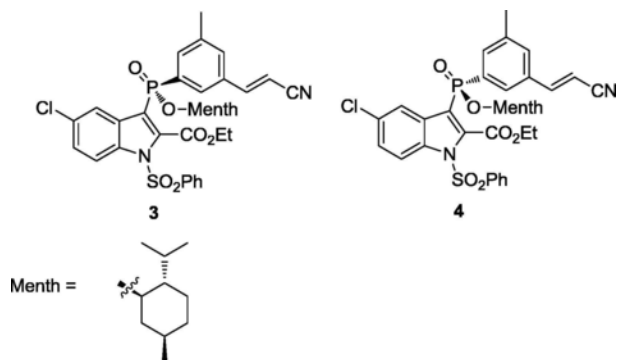
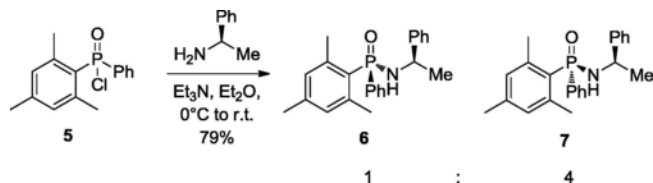
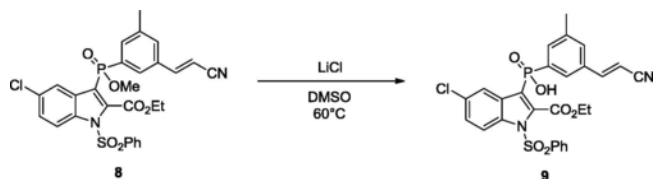


Fig. 2. Diastereomeric (-)-Menthyl phosphinate esters prepared analogous to Mislow and co-workers.



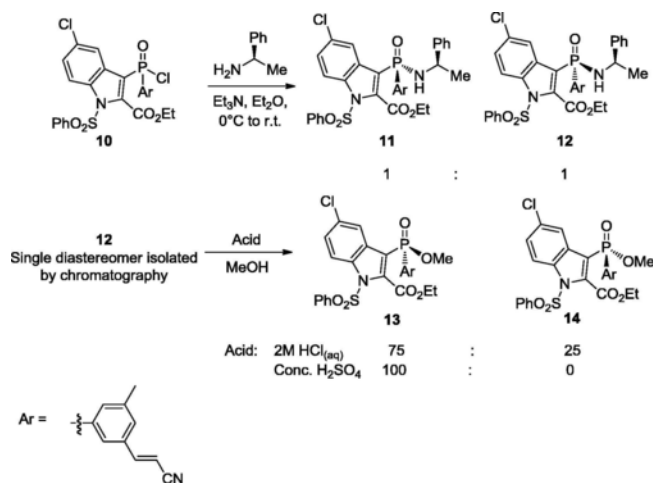
Scheme 1. Jennings DKR at phosphorus utilizing (*R*)-1-phenylethylamine.



Scheme 2. LiCl mediated demethylation of the phosphinic ester **8**.

followed this interesting result with a screen of bases and additives to try to maintain the higher *d.r.* throughout (Entries 9–13). We observed that the base had virtually no effect on diastereoselectivity. However, there was a striking difference upon the addition of LiCl (Entry 13), which enabled the high diastereoselectivity to be maintained throughout. We speculated that the external chloride source was acting by rapid nucleophilic attack at the phosphorus centre of the phosphinyl chloride **10**, thereby racemising the stereocentre in the starting material. The screen of commercially available chiral amines was expanded under more optimal conditions (Entries 14–20). The highest diastereoselectivity (91:9) was achieved with (*S*)-phenyl glycine methyl ester **25**, used as the hydrochloride salt to maintain chiral integrity of **25** throughout the reaction (Entry 16).

When the reaction was scaled up to 2 g the *d.r.* dropped to 85:15. We speculated that the reduction in *d.r.* was due to poor mass transfer of LiCl, which when replaced with the more soluble tetra-*n*-butylammonium chloride (TBAC) restored the diastereoselectivity to 91:9



Scheme 3. Initial scoping reactions utilizing (*R*)-1-phenylethylamine as a chiral auxiliary.

(Table 1, entry 21). The reaction conditions were optimized further by selecting tetra-*n*-octylammonium chloride in toluene at 0–5 °C to give a *d.r.* of 95.5:4.5 in solution at the end of the reaction (Scheme 4, see ESI for optimization details). The product was isolated by crystallization from toluene-heptane in 81% yield, which upgraded the *d.r.* to >95:5 on a 10 g scale.

The methanolysis was performed using 10 equivalents of methanesulfonic acid in methanol as it was found that the use of concentrated sulfuric acid led to low levels of the hydrolysis product **9** (Scheme 4). It was also observed that the use of methanesulfonic acid was preferred over hydrochloric acid to maintain the chiral integrity of the phosphorus centre in product **31**. Presumably the nucleophilic nature of the chloride counter-ion in hydrochloric acid promotes inversion of the chiral centre at phosphorus, *via* a similar mechanism to that exploited in the DKR stage of this synthetic process. Switching to the non-nucleophilic methanesulphonate counter-ion appears to avoid this undesirable reaction.

In order to intercept our current synthetic route we needed to cleave the benzenesulfonyl protecting group and hydrolyse the methyl ester to the carboxylic acid. This was accomplished using aqueous sodium hydroxide in acetonitrile to generate a solution of the acid **2**. This solution of the acid was treated with Cinchonidine in ethyl acetate to form the diastereomeric salt in 99% *d.r.* and 76% overall yield from **30** on 10 g scale.

In summary, we have developed the first scalable example of a highly diastereoselective chloride mediated dynamic kinetic resolution of a phosphinate ester. The route accomplishes the synthesis of the chiral phosphinate ester **31** in 50% overall yield from the methyl phosphinate ester **8** with greater 99%*a/a* HPLC purity and 99% *e.r.* The strategy offered an alternative approach to classical resolution and expands the scope of this useful reaction.

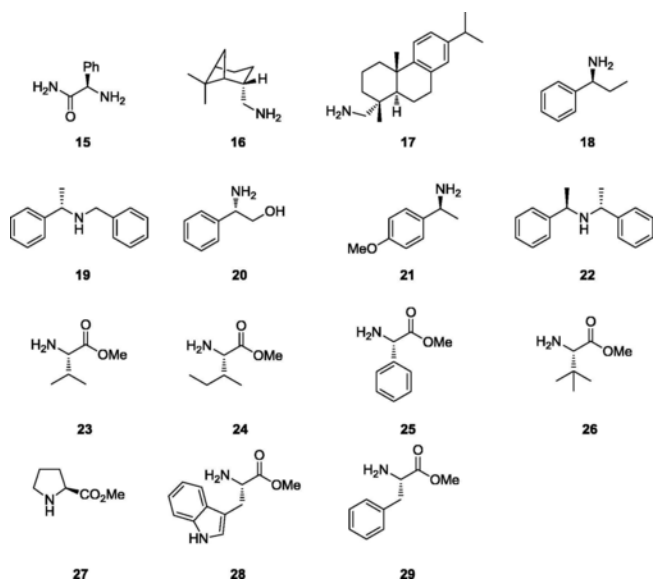
## Acknowledgements

The authors would like to thank Jeremy Prodder and John Hayler for some initial experiments and scientific input.

## A. Supplementary data

Supplementary data associated with this article can be found, in the online version, at <https://doi.org/10.1016/j.tetlet.2018.04.018>.

**Table 1**  
Screening of chiral amines in a kinetic resolution.



Entry	Amine <sup>a</sup>	Base	Additive	<i>d.r.</i> <sup>b</sup>
1	15	Et <sub>3</sub> N	–	61:39 (74:26) <sup>c</sup>
2	16	Et <sub>3</sub> N	–	53:47
3	17	Et <sub>3</sub> N	–	50:50
4	18	Et <sub>3</sub> N	–	56:44
5	19	Et <sub>3</sub> N	–	n.d. <sup>d</sup>
6	20	Et <sub>3</sub> N	–	65:35
7	21	Et <sub>3</sub> N	–	56:44
8	22	Et <sub>3</sub> N	–	n.d. <sup>d</sup>
9	15	DABCO	–	68:32
10	15	DBU	–	n.d. <sup>d</sup>
11	15	DMAP	–	48:52
12	15	Imidazole	–	n.d. <sup>d</sup>
13	15	Et <sub>3</sub> N	LiCl	75:25
14	23	Et <sub>3</sub> N	LiCl	75:25
15	24	Et <sub>3</sub> N	LiCl	72:28
16	25	Et <sub>3</sub> N	LiCl	91:9
17	26	Et <sub>3</sub> N	LiCl	87:13
18	27	Et <sub>3</sub> N	LiCl	n.d. <sup>d</sup>
19	28	Et <sub>3</sub> N	LiCl	77:23
20	29	Et <sub>3</sub> N	LiCl	n.d. <sup>d</sup>
21	25	Et <sub>3</sub> N	TBAC	91:9 <sup>e</sup>

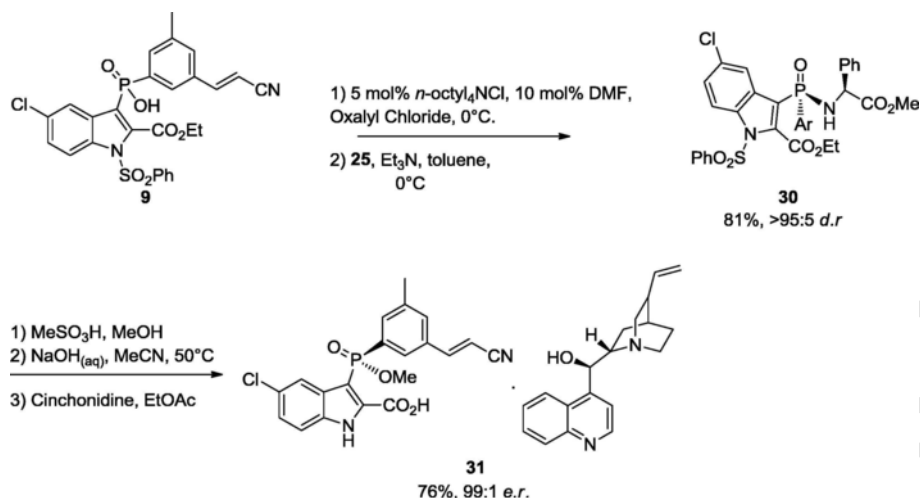
<sup>a</sup> Reagents and conditions: amine (1.5 eq.), base (1.5 eq.), additive (3 eq.), THF, –20 °C.

<sup>b</sup> The ratio of diastereomers was determined by HPLC detecting at 220 nm after 18 h (see ESI for details).

<sup>c</sup> The ratio of diastereomers in the parent compound was determined after 1 h not at full reaction conversion.

<sup>d</sup> None of the desired product observed to determine *d.r.*

<sup>e</sup> Reaction performed in toluene.



Scheme 4. Summary of optimized DKR process, hydrolysis and Cinchonidine salt formation ran on 10g scale.

## References

- (a) X.-J. Zhou, K. Pietropaolo, D. Dampousse, et al., *Antimicrob Agents Chemother* 53 (2009) 1739–1746. (b) Storer R, Dousson C, Alexandre F-R, Roland A. US 2006 0074054 A1. (c) Alexandre FR, Amador A, Bonaric S, et al. 236th ACS National Meeting in Philadelphia 17–21 August 2008.
- (a) C. Bret, E. Smith, E. Vit, et al., *Org Proc Res Dev* 22 (2018) 207–211; (b) R. Bellingham, G. Borrett, G. Bret, et al., *Org Proc Res Dev* 22 (2018) 200–206.
- (a) Synthesis of optically active phosphinates, see: reviews: K.M. Pietrusiewicz, M. Zablocka, *Chem Rev* 94 (1994) 1375–1411; (b) A. Grabulosa, J. Granell, G. Muller, *Coord Chem Rev* 251 (2007) 25–90; (c) Desymmetrization A.R. Muci, K.R. Campos, D.A. Evans, *J Am Chem Soc* 117 (1995) 9075–9076; (d) A. Ohashi, S.-I. Kikuchi, M. Yasutake, T. Imamoto, *Eur J Org Chem* (2002) 2535–2546; (e) Enzymatic resolution: P. Kielbasinski, J. Omelanczuk, M. Mikolajczyk, *Tetrahedron: Asymmetry* 9 (1998) 3283–3287; (f) Dynamic resolution: B. Wolfe, T. Livinghouse, *J Am Chem Soc* 120 (1998) 5116–5117; (g) Catalytic asymmetric synthesis: C. Scriban, D.S. Glueck, *J Am Chem Soc* 128 (2006) 2788–2789; (h) V.S. Chan, I.C. Stewart, R.G. Bergman, F.D. Toste, *J Am Chem Soc* 128 (2006) 2786–2787; (i) C. Korff, G. Helmchen, *Chem Commun* (2004) 530–531; (j) G. Cedric, S.J. Canipa, P. O'Brien, S. Taylor, *J Am Chem Soc* 128 (2006) 9336; (k) E. Bergin, C.T. O'Connor, S.B. Robinson, E.M. McGarrigle, C.P. O'Mahony, D.G.J. Gilheany, *Am Chem Soc* 129 (2007) 9566–9567.
- O. Korpiun, R.A. Lewis, J. Chickos, K. Mislow, *J Am Chem Soc* 90 (1968) 4842–4846.
- K.E. DeBruin, D.E. Perrin, *J Org Chem* 40 (1975) 1523–1525.
- T.A. Hamor, W.B. Jennings, C.J. Lovely, K.A. Reeves, *J Chem Soc Perkin Trans 2* (1992) 843–849.
- M.J.P. Harger, *J Chem Soc Perkin Trans 1* (1977) 2057–2063.