

# Northumbria Research Link

Citation: Stoneham, Richard, Barry, Gill, Saxby, Lee, Waters, Lauryn and Wilkinson, Mick (2021) Differences in stride length and lower limb moments of recreational runners during over-ground running while barefoot, in minimalist and in maximalist running shoes. *Footwear Science*, 13 (2). pp. 133-141. ISSN 1942-4280

Published by: Taylor & Francis

URL: <https://doi.org/10.1080/19424280.2021.1878285>  
<<https://doi.org/10.1080/19424280.2021.1878285>>

This version was downloaded from Northumbria Research Link:  
<http://nrl.northumbria.ac.uk/id/eprint/45410/>

Northumbria University has developed Northumbria Research Link (NRL) to enable users to access the University's research output. Copyright © and moral rights for items on NRL are retained by the individual author(s) and/or other copyright owners. Single copies of full items can be reproduced, displayed or performed, and given to third parties in any format or medium for personal research or study, educational, or not-for-profit purposes without prior permission or charge, provided the authors, title and full bibliographic details are given, as well as a hyperlink and/or URL to the original metadata page. The content must not be changed in any way. Full items must not be sold commercially in any format or medium without formal permission of the copyright holder. The full policy is available online: <http://nrl.northumbria.ac.uk/policies.html>

This document may differ from the final, published version of the research and has been made available online in accordance with publisher policies. To read and/or cite from the published version of the research, please visit the publisher's website (a subscription may be required.)

1 Article type: Original article

2 Title: Differences in stride length and lower limb moments of recreational runners during over-  
3 ground running while barefoot, in minimalist and in maximalist running shoes.

4 Authors:

5 Richard Stoneham, PhD<sup>1</sup>

6 Gillian Barry, PhD<sup>1</sup>

7 Lee Saxby, BSc<sup>2</sup>

8 Lauryn Waters<sup>3</sup>

9 Mick Wilkinson, PhD<sup>1</sup>

10 <sup>1</sup> Department of Sport, Exercise and Rehabilitation, Northumbria University, UK

11 <sup>2</sup> LeeSaxby.com, Suffolk House, Louth, Lincolnshire, UK

12 <sup>3</sup>Harton Academy, South Shields, UK

13 Corresponding author:

14 Dr Mick Wilkinson, Sport, Exercise and Rehabilitation, Northumbria University, Newcastle-upon-  
15 Tyne, NE1 8ST, [mic.wilkinson@northumbria.ac.uk](mailto:mick.wilkinson@northumbria.ac.uk), +44191 225 7097

16 This study formed part of PhD program collaboratively funded by Northumbria University and  
17 VivoBarefoot. VivoBarefoot had no input to the design, analysis or interpretation of studies or data,  
18 or the preparation of this manuscript.

19 Abstract word count: 222

20 Word count: 3379

21

22 Abstract.

23 The aim of this study was to compare stride length, and peak knee and ankle moments during over  
24 ground running performed barefoot, in minimalist and in maximalist shoes. Fifteen (10 male, 5  
25 female) recreational endurance runners who habitually wore conventional-cushioned shoes  
26 participated. Stride length as well as knee and ankle moments were recorded during running on an  
27 indoor runway at a self-selected comfortable speed while barefoot, in minimalist and in maximalist  
28 shoes. Each condition was performed on a different day and the order of conditions was randomised  
29 and counterbalanced. Differences in stride length, and peak knee and ankle moments between  
30 conditions were examined with ANCOVA with speed as the covariate. After adjusting for speed,  
31 there was a significant increase in stride length from barefoot ( $1.85\pm 0.01\text{m}$ ) to minimalist  
32 ( $1.91\pm 0.01\text{m}$ ) to maximalist shoes ( $1.95\pm 0.01\text{m}$ ). Peak knee flexion moment also increased  
33 significantly from barefoot ( $2.51\pm 0.06\text{Nm}\cdot\text{kg}^{-1}$ ) to minimalist ( $2.67\pm 0.06\text{Nm}\cdot\text{kg}^{-1}$ ) to maximalist shoes  
34 ( $2.81\pm 0.06\text{Nm}\cdot\text{kg}^{-1}$ ). Results then showed peak dorsiflexion moment was lower in the maximalist  
35 condition ( $2.34\pm 0.04\text{Nm}\cdot\text{kg}^{-1}$ ) than both the barefoot ( $2.57\pm 0.04\text{Nm}\cdot\text{kg}^{-1}$ ) and minimalist condition  
36 ( $2.66\pm 0.03\text{Nm}\cdot\text{kg}^{-1}$ ). Results suggest that stride length and peak knee flexion moment increase from  
37 barefoot to minimalist to maximalist shoes, and ankle moment significantly changes as a function of  
38 footwear. This indicates that footwear can influence self-selected stride length and peak lower limb  
39 loads that are a risk factor for running-related knee injury.

40

41

42

43

44

45

46 Introduction.

47 Injury incidence in running ranges from 19.4-79.3% (van Gent et al., 2007). The knee is the most  
48 injured site, comprising 42.1% of all running-related injuries (Taunton et al., 2002; van Gent et al.,  
49 2007). Patellofemoral Pain Syndrome is a common running-related knee injury (Taunton et al., 2002)  
50 and has been linked to high knee flexion moments (Bonacci, Vicenzino, Spratford, & Collins, 2014;  
51 Farrokhi, Keyak, & Powers, 2011). Previous work has manipulated spatiotemporal variables such as  
52 stride length and stride frequency to reduce loads associated with knee injury (Edwards, Taylor,  
53 Rudolphi, Gillette, & Derrick, 2009; Firminger & Edwards, 2016; Heidercheit, Chumanov, Michalski,  
54 Willie, & Ryan, 2011). A systematic review suggests that an increased stride frequency (and  
55 therefore reduced stride length) improves shock attenuation, reduces the impact transient of the  
56 ground reaction force and lowers energy absorbed at the knee (Schubert, Kempf, & Heidercheit,  
57 2014). Firminger and Edwards (2016) reported significantly reduced peak knee flexion moment  
58 when stride length was reduced to 90% of preferred stride length, and Lieberman, Warrener, Wang  
59 & Castillo (2015) showed increased posterior braking forces with reduced stride frequency and  
60 increased stride length suggesting a mechanistic link between stride length and running kinetics.  
61 Reducing stride length appears effective for reducing knee joint loading and could reduce injury risk  
62 at this frequently injured joint.

63 Footwear choice is another factor that can influence stride length and knee joint loads. Shorter  
64 stride length when running barefoot and in minimalist footwear compared to conventional  
65 cushioned shoes have generally been reported (Bonacci et al., 2014; de Wit, de Clercq, & Aerts,  
66 2000; Divert, Mornieux, Baur, Mayer, & Belli, 2005; Kerrigan et al., 2009; Squadrone & Gallozzi,  
67 2009). Differences in ground reaction force characteristics and knee joint loading have also been  
68 reported when running in minimalist shoes. Sinclair (2014) reported significant reductions in knee  
69 joint load when barefoot and in barefoot inspired shoes compared to conventional cushioned shoes.  
70 A more recent study (Bonacci et al., 2018) reported that 10% above preferred cadence in

71 conventional shoes, preferred cadence in minimalist shoes, and 10% above preferred cadence in  
72 minimalist shoes all reduced patellofemoral joint stress by 16%, 15% and 29% respectively,  
73 compared to preferred cadence in conventional shoes. At a fixed running speed, increasing stride  
74 frequency necessarily reduces stride length, so Bonacci et al's (2018) data suggest a reduction in  
75 stride length by any means could reduce patellofemoral load. In addition to barefoot/minimalist  
76 versus conventional shoe comparisons, evidence also suggests differences between actual barefoot  
77 running and running in barefoot inspired/minimalist footwear. Bonacci et al (2013) showed  
78 significantly higher stride frequency and significantly lower stride length and peak flexion angle, joint  
79 moment, power absorption and negative work at the knee compared to a minimalist shoe.  
80 Moreover, Chambon, Delattre, Gueguen, Berton, and Rao (2014) showed lower maximal knee joint  
81 moments when barefoot than when running in 3mm thick minimalist shoes with 0mm and 4mm  
82 midsole thickness, suggesting that even a thin sole can alter aspects of gait related to knee injury  
83 risk. Neither stride length nor stride frequency were measured in this study.

84 However, changes in footwear from conventional to barefoot has been shown to alter the  
85 distribution of load in the lower limbs. Sinclair (2014) compared the effects of barefoot and  
86 cushioned shoe conditions on the distribution of load in the lower limbs and reported that running  
87 in conventional cushioned shoes significantly increased ankle moment and Achilles tendon load  
88 suggesting an increased potential for injury at the ankle joint. These types of findings lead authors  
89 such as Ryan et al. (2013) to investigate the effects of running in minimalist shoes on injury rates and  
90 conclude that clinicians should exercise caution when prescribing minimalist shoes as a result of the  
91 increased injury risk. However, in a more recent study, Yang et al. (2020) compared 12 weeks of  
92 minimalist shoe running to 12 weeks of gait training with minimalist shoes. They reported ankle  
93 plantarflexion moment increased for the gait retraining group post intervention, but importantly by  
94 combining minimalist footwear and gait retraining they attenuated peak impact force and loading  
95 rate. This highlights that while running in minimalist shoes might redistribute loading, if undertaken

96 alongside a systematic gait transition, the likelihood of injury related to loading factors can be  
97 reduced.

98 In contrast to minimalist shoes, heavily-cushioned (or 'maximalist') footwear have been advocated  
99 to provide additional shock attenuation. Studies investigating the influence of maximalist shoes on  
100 knee loading and related aspects of gait are few. Sinclair, Richards, Selfe, Fau-Goodwin, and Shore  
101 (2016) reported lower patellofemoral forces in a minimalist shoe compared to both a conventional  
102 and maximalist shoe, but no difference between conventional and maximalist shoes. Chan et al.  
103 (2018) reported no difference in average or instantaneous vertical loading rate or stride length and  
104 foot strike angle between traditional and maximalist running shoes. Neither study compared peak  
105 knee and ankle moment or compared stride length between barefoot, minimalist and maximalist  
106 shoes. Given that barefoot and minimalist footwear have been shown to reduce stride length and  
107 knee flexion moments compared to conventional cushioned shoes, maximalist shoes, at the  
108 opposite end of the cushioning spectrum, might increase stride length by comparison and could,  
109 also, increase knee joint loads.

110 To date, conclusions about the effects of barefoot, minimalist and maximalist shoes on lower limb  
111 joints have been based on cross comparisons between studies. Such comparisons and subsequent  
112 conclusions are limited by confounding factors introduced by inconsistent sample demographics and  
113 habituation protocols. This study is the first of its kind to compare these three running conditions in  
114 a sample of habituated recreational runners and will clarify the effects of running barefoot, in  
115 minimalist and maximalist footwear on stride length and joint loads associated with injury. The aim  
116 of this study was to compare stride length as well as peak knee and ankle moments during over-  
117 ground running performed barefoot, in minimalist and in maximalist shoes. It was hypothesised that  
118 stride length would increase from barefoot to minimalist to maximalist shoes, that peak knee flexion  
119 moment would increase from barefoot to minimalist to maximalist shoes and peak ankle  
120 dorsiflexion moment would decrease from barefoot to minimalist to maximalist footwear.

121 Method

122 Participants

123 With institutional ethics approved, 15 recreational runners (10 male, 5 female) participated. Mean  
124 and SD age, stature and mass were  $25\pm 6$  yrs,  $1.74\pm 0.1$  m and  $69\pm 10.9$  kg. Inclusion criteria were  
125 aged 18-45 years, no previous experience of barefoot, minimalist, or maximalist shoe running, and  
126 participation in endurance running more than once per week as part of their exercise regime, with  
127 one run lasting at least 30 minutes. Participants were excluded if they had an injury to the lower  
128 limbs in the previous six months or any condition that could affect their normal running gait.

129 Design

130 A repeated-measures design was used to assess the effect of footwear condition (barefoot,  
131 minimalist and maximalist shoes) on spatiotemporal variables and lower-limb kinetics of the  
132 dominant leg during over ground, indoor running. Participants were provided with a short-sleeved  
133 compression top and shorts to improve skeletal representation in biomechanical modelling.  
134 Footwear conditions were performed on separate days at a similar time of day within each  
135 participant, with sessions separated by 24 hours. The order of footwear conditions was  
136 counterbalanced and participants were instructed to be well rested before each session. Reflective  
137 markers were attached in 'Plug-In gait' formations to assess lower-limb kinematics and kinetics of  
138 the dominant limb. Participants were habituated to each footwear condition with a 30-minute self-  
139 paced run around an indoor track. After habituation and instruction to maintain the same  
140 comfortable self-selected pace, participants ran over a 20-m runway through a gait analysis  
141 laboratory where kinematic data were captured by 14 optoelectronic cameras, and kinetic data were  
142 captured by four embedded force plates. Electronic timing gates (Brower timing gates, Utah, USA)  
143 placed in the data capture area (2.7m apart) were used to record speed in each trial.

144 Footwear

145 In the minimalist condition, participants ran in a VivoBarefoot® Stealth II, a minimalist shoe with a  
146 non-cushioned and highly flexible 4mm EVA sole, thin mesh upper, and 0mm heel-to-toe drop height  
147 (Figure 1, left). The maximalist shoe was a Hoka One One Clifton 2, a shoe with an enlarged CMEVA  
148 midsole, a 29mm heel stack, 24mm toe stack, and 5mm heel-to-toe drop (Figure 1, right). The choice  
149 and definition of the shoes as minimalist and maximalist was based on the rating scale of Esculier et  
150 al. (2015) that results in a minimalist index of 88% and 24% for the VivoBarefoot Stealth II and Hoka  
151 One One Clifton 2 respectively.

152  Figure 1 about here

153 Procedures

154 Before data collection, anthropometric measures were recorded for use in biomechanical modelling  
155 (stature (mm), mass (kg), bilateral-leg length (mm), and knee and ankle joint width (mm)).

156 Subsequently, participants had markers ( $\varnothing=14\text{mm}$ ) attached in a 'Plug-In Gait' formation to facilitate  
157 the assessment of lower-limb joint kinematics and kinetics. Anatomical locations of the 'Plug-In Gait'  
158 model were as follows: bilateral anterior-and posterior-superior iliac spines; the bilateral distal-  
159 lateral thigh; bilateral femoral-lateral epicondyle; the bilateral distal-lateral lower limb; the bilateral  
160 lateral malleoli; the left/right toe (dorsal aspect of the second metatarsal head) and the calcaneus.

161 Kinematic data were captured by 14 calibrated infrared cameras (12 x T10 and 2 x T20, Vicon MX,  
162 Oxford, UK) at 200Hz. Four force plates (OR6-7, AMTI, Watertown MA, USA) captured data at  
163 1000Hz. Force plates were connected to an amplifier (MiniAmp MSA-6, AMTI, Watertown MA, USA)  
164 which amplified force with a gain of 1000. Amplified signals from force plates were connected to one



165 of two available Vicon MX Giganet core processing units (Vicon, Oxford, UK) by way of a patch box  
166 and analysed in Vicon Nexus software (version 1.7).

#### 167 Data analysis

168 Initial contact and toe-off events were identified when the magnitude of the GRF crossed a 20N  
169 threshold. Kinematic data were filtered at 25Hz using a fourth-order Butterworth filter with zero lag.  
170 Newton-Euler inverse dynamics approach was used to resolve external joint moments in the  
171 proximal segment co-ordinate system. Data were normalised to the stance phase in Polygon  
172 Authoring Tool (3.5.1, Vicon, Oxford, UK).

#### 173 Statistical analysis

174 Data were analysed using MiniTab 19. Assumptions of normality, uniformity of error and sphericity  
175 were checked and verified. Subsequently, repeated-measures ANCOVA examined differences in  
176 stride length, and peak knee and ankle flexion moment between barefoot, minimalist shoe and  
177 maximalist shoe conditions, adjusting for differences in running speed (covariate) between the  
178 conditions. Significant main effects were explored using post-hoc 95% confidence intervals adjusted  
179 for multiple comparisons using the Fisher LSD method.

180

#### 181 Results.

182 There was no significant main effect of footwear on speed ( $F_{2,42} = 0.95$ ,  $p = 0.39$ ). Mean and SD  
183 running speed for barefoot, minimalist and maximalist were conditions were  $2.48 \pm 0.38 \text{m}\cdot\text{s}^{-1}$ ,  
184  $2.6 \pm 0.43 \text{m}\cdot\text{s}^{-1}$  and  $2.68 \pm 0.37 \text{m}\cdot\text{s}^{-1}$  respectively.

185

186 Differences in stride length between barefoot, minimalist and maximalist conditions.

187 There was a significant main effect of footwear condition on stride length ( $F_{2,44} = 13.52, p < 0.001$ ).  
188 Adjusted to a common speed of  $2.59\text{m}\cdot\text{s}^{-1}$ , mean and SE stride length was  $1.85\pm 0.01\text{m}$ ,  $1.91\pm 0.01\text{m}$   
189 and  $1.95\pm 0.01\text{m}$  when barefoot, in minimalist and in maximalist shoes respectively. Mean stride  
190 length was shorter when barefoot than in minimalist shoes ( $-0.05\text{m}$ ; 95% CI  $-0.08$  to  $-0.02\text{m}$ ) and  
191 maximalist shoes ( $-0.09\text{m}$ ; 95% CI  $-0.12$  to  $-0.06\text{m}$ ). Stride length was shorter in minimalist than in  
192 maximalist shoes ( $-0.04\text{m}$ ;  $-0.07$  to  $-0.02\text{m}$ ). Differences between conditions are illustrated in Figure  
193 2.

194  
195 Figure 2 about here

196  
197 Differences in peak knee flexion moment between barefoot, minimalist and maximalist conditions.  
198 There was a significant main effect of footwear condition on peak knee flexion moment ( $F_{2,44} = 4.96,$   
199  $p = 0.015$ ). Adjusted to a common speed of  $2.59\text{ m}\cdot\text{s}^{-1}$ , mean and SE peak knee flexion moment was  
200  $2.51\pm 0.06\text{Nm}\cdot\text{kg}^{-1}$  when barefoot,  $2.67\pm 0.06\text{Nm}\cdot\text{kg}^{-1}$  in minimalist shoes and  $2.81\pm 0.06\text{Nm}\cdot\text{kg}^{-1}$  in  
201 maximalist shoes. Mean peak knee flexion moment was lower when barefoot than in minimalist  
202 shoes ( $-0.16\text{Nm}\cdot\text{kg}^{-1}$ ; 95% CI  $-0.30$  to  $-0.02\text{Nm}\cdot\text{kg}^{-1}$ ) and maximalist shoes ( $-0.30\text{Nm}\cdot\text{kg}^{-1}$ ; 95% CI  $-0.50$   
203 to  $-0.14\text{Nm}\cdot\text{kg}^{-1}$ ). Minimalist shoes resulted in lower peak knee flexion moment than maximalist  
204 shoes ( $-0.14\text{Nm}\cdot\text{kg}^{-1}$ ; 95% CI  $-0.28$  to  $-0.01\text{Nm}\cdot\text{kg}^{-1}$ ). Differences between conditions are illustrated in  
205 Figure 3.

206 Figure 3 about here

207 Differences in peak dorsiflexion moment between barefoot, minimalist and maximalist conditions.  
208 There was a significant main effect of footwear condition on peak dorsiflexion moment ( $F_{2,44} = 13.89,$   
209  $p = 0.001$ ). The barefoot condition ( $2.57\pm 0.04\text{Nm}\cdot\text{kg}^{-1}$ ) and minimalist condition ( $2.66\pm 0.03\text{Nm}\cdot\text{kg}^{-1}$ )

210 did not differ ( $0.09\text{Nm}\cdot\text{kg}^{-1}$ ; 95% CI  $-0.02$  to  $0.19\text{Nm}\cdot\text{kg}^{-1}$ ). However, peak dorsiflexion moment in the  
211 maximalist condition ( $2.34\pm 0.04\text{ Nm}\cdot\text{kg}^{-1}$ ) was significantly lower than the barefoot condition ( $-$   
212  $0.23\text{Nm}\cdot\text{kg}^{-1}$ ;  $-0.35$  to  $-0.11\text{ Nm}\cdot\text{kg}^{-1}$ ) and the minimalist condition ( $-0.32\text{Nm}\cdot\text{kg}^{-1}$ ;  $-0.42$  to  $-$   
213  $0.22\text{Nm}\cdot\text{kg}^{-1}$ ). Differences between conditions are illustrated in Figure 4, and a summary of all  
214 comparisons is provided in table 1.

215 Figure 4 about here

216 Table 1 here

217 Discussion.

218 The aim of this study was to compare stride length, and peak sagittal knee and ankle moments  
219 during over-ground running performed barefoot, wearing minimalist shoes and wearing maximalist  
220 shoes. Both stride length and peak knee flexion moment increased from barefoot to minimalist to  
221 maximalist shoes. Peak dorsiflexion moment was lower in the maximalist condition than both  
222 barefoot and minimalist conditions. These data suggest that running in maximalist shoes increases  
223 stride length and loading at the knee joint. This highlights the importance of footwear choice and the  
224 potential for a minimalist shoe design to reduce loading at the knee joint, the most commonly  
225 injured joint in the runner's lower limbs (Van Gent et al., 2007).

226 While some previous studies have compared kinematic, spatiotemporal and kinetic variables  
227 between barefoot and minimalist shoes and others have compared minimalist and maximalist shoes,  
228 this is the first comparison of barefoot, minimalist and maximalist conditions in a single study. In  
229 agreement with Bonacci et al. (2013), we observed a reduction in stride frequency and an increase in  
230 stride length from the barefoot to the minimalist shoe condition. Peak knee flexion moment  
231 increased from the barefoot to the minimalist shoe condition in agreement with the findings of  
232 Chambon et al. (2014). The changes in stride length and frequency, and the increase in knee load  
233 suggest that even a very thin sole (4mm) is sufficient to alter self-selected gait characteristics, and

234 confirms the conclusions of Bonacci et al. (2013) that running in a minimalist shoe is not the same as  
235 running barefoot.

236 In terms of knee flexion moment however, running in a minimalist shoe was better than running in  
237 a maximalist shoe. We observed a significantly higher peak knee flexion moment in the maximalist  
238 shoe compared to both minimalist shoe and barefoot conditions. Stride length was also longer and  
239 stride frequency lower in the maximalist shoe. The increased knee load from minimalist to  
240 maximalist shoes supports previous work by Sinclair et al. (2016) that reported higher  
241 patellofemoral joint stress in maximalist compared to minimalist shoes. Stride length and frequency  
242 were not recorded, although a more recent study showed higher self-selected stride frequency and  
243 lower patellofemoral stress in minimalist shoes compared to conventional cushioned shoes (Bonacci  
244 et al., 2018). The same study showed knee loads could be further reduced in both minimalist and  
245 conventionally cushioned shoes by increasing preferred stride frequency by 10%. As previously  
246 stated, at a fixed speed, an increase in stride frequency reduces stride length and vice versa. It  
247 therefore appears that stride length is an independent factor related to knee joint load in running,  
248 and that moving from barefoot to minimalist to maximalist shoes gradually increases stride length  
249 and peak knee flexion moment. Given the observed reductions in knee joint load, it is tempting to  
250 suggest that runners suffering from injury at the knee underpinned by increased knee joint loads  
251 consider a minimalist shoe design. Caution should be taken in making such a recommendation  
252 however. This study examined kinetics during a single stance phase and, while knee moment was  
253 reduced moving from maximalist, to minimalist to barefoot conditions, the accompanying reduction  
254 in stride length, and therefore increase in stride frequency, might increase cumulative load over any  
255 given distance due to the increased number of loading cycles (Firminger and Edwards, 2016;  
256 Firminger et al., 2020). Increased cumulative load could offset the decreased load per stride at the  
257 knee and, given the increase in ankle moment observed, also increase the risk of injury at the ankle  
258 and Achilles.

259 The gradual decrease in stride length from maximalist shoes through to barefoot could be regulated  
260 by plantar-sensory feedback about braking forces. Previous work by Wilkinson et al. (2018) found  
261 that increased subjective plantar sensation via textured insoles resulted in reduced stride length,  
262 increased stride frequency and reduced vertical loading rates. Though speculative, it is possible that  
263 plantar sensation of impact force decreases from barefoot to minimalist to maximalist shoe  
264 conditions with a resulting increase in stride length and reduction in stride frequency. In agreement  
265 with the work of Kram and Taylor (1990), increasing stride length/reducing stride frequency  
266 increases ground contact time and lowers the energetic cost of running which, if risk of injury is  
267 perceived to be low, is a driving force in gait selection. Exploring the possible influence of plantar  
268 sensation alterations with different footwear conditions and the influence on stride length was  
269 beyond the scope of the present study.

270 Changing from maximalist to minimalist or barefoot increased the peak plantarflexion moment.  
271 Sinclair (2014) also reported a significant increase in ankle moment as well as Achilles tendon force  
272 when comparing cushioned footwear to barefoot running. This highlighted the potential for  
273 increased risk of injury due to an increased Achilles tendon and ankle load. Recently, Yang et al.  
274 (2020) reported that a 12-week gait retraining intervention in minimalist shoes attenuated peak  
275 impact force and loading rate compared to running in minimalist shoes without gait retraining. The  
276 authors suggested that additional changes induced by gait retraining might reduce the likelihood of  
277 injury compared to those that immediately transition to minimalist footwear. The findings of  
278 previous work and the current study suggest that, running in a minimalist shoe shifts loading from  
279 the knee to the ankle which, in conjunction with appropriate gait retraining, might reduce knee  
280 injury risk. However, as suggested by Yang et al. (2020), it is recommended that such a transition is  
281 progressive and under the supervision of a running coach educated in gait retraining, and that a  
282 potential increase in cumulative load previously discussed also be held in mind.

283 A factor to consider in the interpretation of the key findings is that participants ran at different  
284 average speeds in each footwear condition. Although comparisons between conditions were  
285 adjusted statistically using speed as a covariate, the ideal would be to have actual speed constant in  
286 each condition. However, we aimed to examine the participants under ecologically valid conditions,  
287 running over ground at self-selected pace in novel footwear and wished to avoid imposing a  
288 constraint on self-selected running. Instead, we simply provided consistent instructions to adopt the  
289 same comfortable speed that had been used in the 30-minute habituation run. Future studies could  
290 attempt to confirm our key findings by imposing a fixed average speed for each participant across all  
291 conditions or by fixing speed on an instrumented treadmill. Furthermore, the average running  
292 speeds in this study were considerably lower than those of previous studies that have tended to be  
293 in excess of  $4\text{m}\cdot\text{s}^{-1}$ . It is not known if the differences we observed would remain at higher running  
294 speeds. Future studies could investigate kinematic and spatiotemporal differences between  
295 barefoot, minimalist and maximalist shoe conditions across a range of speeds to examine this.  
296 Another factor to consider is the 24-hour window between testing sessions. It is possible that  
297 participants might have suffered from muscle soreness from running barefoot. However, no  
298 participant reported discomfort and any soreness effects should have been mitigated by the  
299 counterbalancing of the order of conditions.

300 The results of this study suggest that both stride length and peak knee flexion moment increase  
301 from barefoot to minimalist to maximalist shoes. The lower knee loads in the barefoot and  
302 minimalist conditions compared to the maximalist shoe can be explained by a shift in load from the  
303 knee to the ankle joint. Recommendations for runners with knee injury to avoid maximalist shoes  
304 and choose a minimalist design should, however, be made with caution. Any transition to minimal  
305 footwear should be gradual, ideally in conjunction with gait retraining to condition the lower leg  
306 structures to the increased demands resulting from the shift in loading. The potential for an offset of  
307 the reduced knee load per step with increased number of loading cycles in minimalist shoes should  
308 also be considered.

309 Acknowledgements.

310 We thank VivoBarefoot for providing the minimalist footwear used in this study.

311 References.

- 312 Bonacci, J., Hall, M., Fox, A., Saunders, N., Shippides, T., & Vicenzino, B. (2018). The influence of  
313 cadence and shoes on patellofemoral joint kinetics in runners with patellofemoral pain. *Journal of*  
314 *Science and Medicine in Sport*, 21(6), 574-578.
- 315 Bonacci, J., Saunders, P. U., Hicks, A., Rantalainen, T., Vicenzino, B., & Spratford, W. (2013). Running  
316 in a minimalist and lightweight shoe is not the same as running barefoot: a biomechanical study.  
317 *British Journal of Sports Medicine*, 47, 387-392.
- 318 Bonacci, J., Vicenzino, B., Spratford, W., & Collins, P. (2014). Take your shoes off to reduce  
319 patellofemoral joint stress during running. *British Journal of Sports Medicine*, 48(6), 425-428.
- 320 Chambon, N., Delattre, N., Gueguen, N., Berton, E., & Rao, G. (2014). Is midsole thickness a key  
321 parameter for the running pattern? *Gait and Posture*, 40(1), 58-63.
- 322 Chan, Z. Y. S., Au, I. P. H., Lau, F. O. Y., Ching, E., Zhang, J. H. W., & Cheung, R. T. H. (2018). Does  
323 maximalist footwear lower impact loading during level ground and downhill running? *European*  
324 *Journal of Sports Science*, 18(8), 1083-1089.
- 325 de Wit, B., de Clercq, D., & Aerts, P. (2000). Biomechanical analysis of the stance phase during  
326 barefoot and shod running. *Journal of Biomechanics*, 33, 269-278.
- 327 Divert, C., Mornieux, G., Baur, H., Mayer, F., & Belli, A. (2005). Mechanical comparison of barefoot  
328 and shod running. *International Journal of Sports Medicine*, 26, 593-598.
- 329 Edwards, W. B., Taylor, D., Rudolph, T. J., Gillette, J. C., & Derrick, T. R. (2009). Effects of stride  
330 length and running mileage on a probabilistic stress fracture model. *Medicine and Science in Sports*  
331 *and Exercise*, 41(2), 2177-2184.
- 332 Esculier, J-F., Dubois, B., Dionne, C.E., Leblond, J., Roy, J.S. (2015). A consensus definition and rating  
333 scale for minimalist shoes. *Journal of Foot and Ankle Research*, 8, 42.
- 334 Farrokhi, S., Keyak, J. H., & Powers, C. M. (2011). Individuals with patellofemoral pain exhibit greater  
335 joint stress: a finite element analysis study. *Osteoarthritis and Cartilage*, 19(3), 287-294.
- 336 Firminger, C. R., & Edwards, W. B. (2016). The influence of minimalist footwear and stride length  
337 reduction on lower-extremity running mechanics and cumulative loading. *Journal of Science and*  
338 *Medicine in Sport*, 19(12), 975-979.
- 339 Firminger, C. R., Asmussen, M. J., Cigoja, S., Fletcher, J. R., Nigg, B. M., Edwards, W. B. (2020).  
340 Cumulative metrics of tendon load and damage vary discordantly with running speed. *Medicine and*  
341 *Science in Sports and Exercise*, 52(7), 1549-1566.
- 342 Heidercheit, B. C., Chumanov, E. S., Michalski, M. P., Willie, C. M., & Ryan, M. B. (2011). Effects of  
343 step rate manipulation on joint mechanics during running. *Medicine and Science in Sports and*  
344 *Exercise*, 43(2), 296-302.
- 345 Kerrigan, D. C., Franz, J. R., Keenan, G. S., Dicharry, J., Della Croce, U., & Wilder, R. P. (2009). The  
346 effect of running shoes on lower extremity joint torques. *Pm&r*, 1(12), 1058-1063.
- 347 Kram, R., & Taylor, C. (1990). Energetics of running: a new perspective. *Nature*, 346(6281), 265-267.
- 348 Lieberman, D. E., Warrener, A. G., Wang, J., & Castillo, E. R. (2015). Effects of stride frequency and  
349 foot position at landing on braking force, hip torque, impact peak force and the metabolic cost of  
350 running in humans. *Journal of Experimental Biology*, 218, 3406-3414.
- 351 Ryan, M., Elashi, M., Newsham-West, R., & Taunton, J. (2013). Examining injury risk and pain  
352 perception in runners using minimalist footwear. *British Journal of Sports Medicine*, 48(16), 1257-  
353 1262.
- 354 Schubert, A., Kempf, J., & Heidercheit, B. C. (2014). Influence of stride frequency and length on  
355 running mechanics: a systematic review. *Sports Health*, 6(3), 210-217.

356 Sinclair, J. (2014). Effects of barefoot and barefoot inspired footwear on knee and ankle loading  
357 during running. *Clinical Biomechanics*, 29(4), 395-399.

358 Sinclair, J., Richards, J., Selfe, J., Fau-Goodwin, J., & Shore, H. (2016). The influence of minimalist and  
359 maximalist footwear on Patellofemoral kinetics during running. *Journal of Applied Bioeconomics*,  
360 32(4), 359-364.

361 Squadrone, R., & Gallozzi, C. (2009). Biomechanical and physiological comparison of barefoot and  
362 two shod conditions in experienced barefoot runners. *Journal of Sports Medicine and Physical*  
363 *Fitness*, 49, 6-13.

364 Taunton, J., Ryan, M., Clement, D., McKenzie, D., Lloyd-Smith, D., & Zumbo, B. (2002). A  
365 retrospective case-control analysis of 2002 running injuries. *British Journal of Sports Medicine*, 36(2),  
366 95-101.

367 van Gent, R. N., Siem, D., van Middlekoop, M., van Os, A. G., Bierma-Zeinstra, S. M. A., & Koes, B. W.  
368 (2007). Incidence and determinants of lower extremity running injuries in long distance runners:  
369 a systematic review. *British Journal of Sports Medicine*, 41, 469-480.

370 Wilkinson, M., Ewen, A., Caplan, N., O'Leary, D., Smith, N., Stoneham, R., & Saxby, L. (2018).  
371 Textured insoles reduce vertical loading rate and increase subjective plantar sensation in overground  
372 running. *European Journal of Sports Science*, 18, 497-503.

373 Yang, Y., Zhang, X., Luo, Z., Wang, X., Ye, D., Fu, W. (2020). Alterations in Running Biomechanics after  
374 12 Week Gait Retraining with Minimalist Shoes. *International Journal of Environmental Research and*  
375 *Public Health*, 17, 818.

376

377

378

379

380

381

382

383

384

385

386

387

388

389

390

391

392

393



394 Table 1: Mean  $\pm$  SE of kinematic and kinetic outcomes and 95% confidence intervals for pairwise  
 395 comparisons.

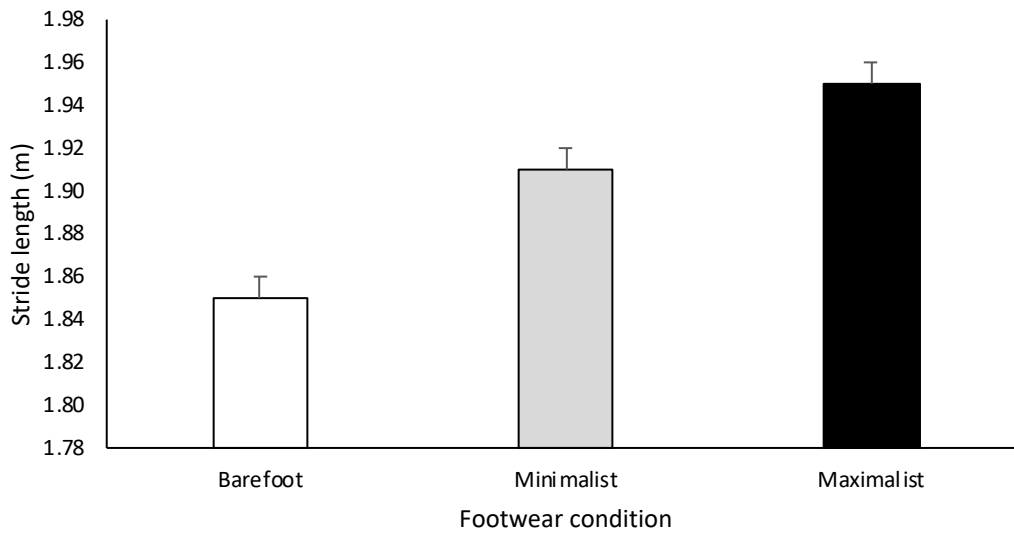
Outcome	Barefoot (BF)	Minimalist (MS)	Maximalist (MX)	BF to MS	MS to MX	BF to MX
Stride length (m)	1.85 $\pm$ 0.01	1.91 $\pm$ 0.01	1.95 $\pm$ 0.01	-0.08 to -0.02	-0.07 to -0.02	-0.12 to -0.06
Peak knee flexion moment (Nm·kg <sup>-1</sup> )	2.51 $\pm$ 0.06	2.67 $\pm$ 0.06	2.81 $\pm$ 0.06	-0.30 to -0.02	-0.28 to -0.01	-0.5 to -0.14
Peak dorsiflexion moment (Nm·kg <sup>-1</sup> )	2.57 $\pm$ 0.04	2.66 $\pm$ 0.03	2.34 $\pm$ 0.04	-0.02 to 0.19	-0.42 to -0.22	-0.35 to -0.11

396  
 397  
 398  
 399  
 400  
 401  
 402  
 403  
 404  
 405  
 406  
 407  
 408  
 409  
 410  
 411  
 412  
 413  
 414  
 415

416  
417  
418  
419  
420  
421  
422  
423  
424  
425  
426  
427  
428  
429  
430  
431  
432  
433  
434  
435  
436  
437  
438



Figure 1. Minimalist and maximalist footwear. Left: minimalist VivoBarefoot® stealth II. Right: maximalist Hoka One One Clifton 2.



439

440 Figure 2. Stride length of 15 recreational runners during running over ground on an indoor runway  
441 while barefoot, in minimalist and in maximalist shoes. Columns and error bars are mean and  
442 standard error expressed at a common speed of  $2.59 \text{ m}\cdot\text{s}^{-1}$ .

443

444

445

446

447

448

449

450

451

452

453

454

455

456

457

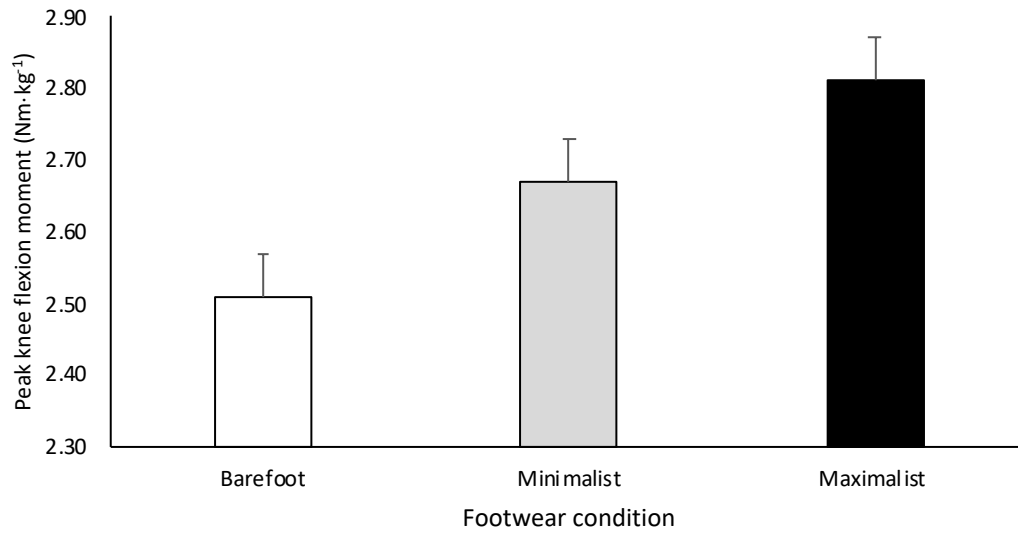
458

459

460

461

462



463

464 Figure 3. Peak knee flexion moment of 15 recreational runners during running over ground on an  
465 indoor runway while barefoot, in minimalist and in maximalist shoes. Columns and error bars are  
466 mean and standard error expressed at a common speed of 2.59 m·s<sup>-1</sup>.

467

468

469

470

471

472

473

474

475

476

477

478

479

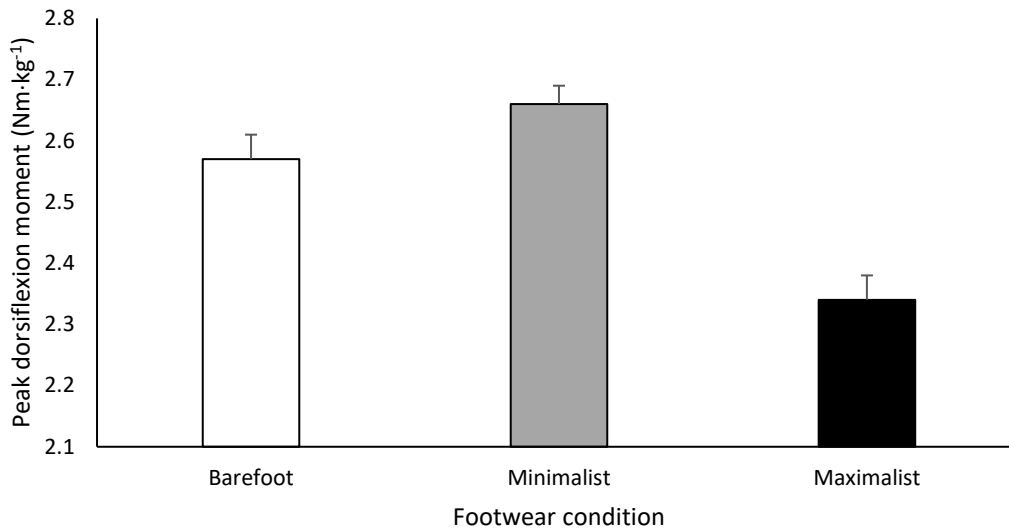
480

481

482

483

484



485

486 Figure 4. Peak dorsiflexion moment of 15 recreational runners during running over ground on an  
487 indoor runway while barefoot, in minimalist and in maximalist shoes. Columns and error bars are  
488 mean and standard error expressed at a common speed of 2.59 m·s<sup>-1</sup>.

489

490

491

492

493

494

495

496

497

498

499

500

501

502

503